



DATE	April 7, 2025
TO	Board Members
FROM	Shelley Brown Licensing Manager
SUBJECT	Licensing Division Report

STAFFING UPDATE:

Since the last Board meeting, we filled the vacant Supervising Program Technician II position in the Licensing Division. This position was filled by an internal candidate leaving us with a Program Technician II vacancy.

LICENSING STATISTICS:

The Licensing Division Statistical Data – Executive Summary is included with the Board materials. These comprehensive Licensing statistics cover activity from January 1, 2021, through March 31, 2025.

The Licensing Technicians have been doing an amazing job on the inquiry phone line. January 2025 through March 2025, we had an average 93% caller assist rate, up from an average 71% caller assist rate during this time last year. Our average caller wait time decreased to 3.3 minutes during January 2025 through March 2025 from 9.5 minutes during this time last year. Average processing time for initial applications remained under three weeks.



**BOARD OF VOCATIONAL NURSING
AND PSYCHIATRIC TECHNICIANS**

**Licensing Division
Statistical Data**

January 1, 2021 through March 31, 2025

Executive Summary

BVNPT Licensing Division Statistics
January 2021 through March 31, 2025
Vocational Nurses and Psychiatric Technicians

VN Examination Request Received

Month	Total 2025	Total 2024	Total 2023	Total 2022	Total 2021
Jan	711	761	659	510	499
Feb	755	725	775	687	657
Mar	1,043	775	756	750	797
Apr		854	525	769	707
May		953	958	905	678
June		828	784	821	690
Jul		796	593	571	578
Aug		870	842	876	639
Sep		862	794	971	762
Oct		760	609	477	641
Nov		672	822	487	624
Dec		1,022	815	692	761
Total	2,509	9,878	8,932	8,516	8,033

PT Examination Requests Received

Month	Total 2025	Total 2024	Total 2023	Total 2022	Total 2021
Jan	32	46	35	28	44
Feb	8	2	12	6	6
Mar	6	5	9	2	17
Apr		6	5	13	6
May		37	88	66	40
June		29	33	37	44
Jul		12	15	22	15
Aug		18	48	51	28
Sep		43	42	47	27
Oct		12	7	3	8
Nov		7	7	1	8
Dec		48	69	51	82
Total	46	265	370	327	325

VN Examination Retakes Received

Month	Total 2025	Total 2024	Total 2023	Total 2022	Total 2021
Jan	311	361	617	416	455
Feb	299	325	601	384	361
Mar	377	353	513	455	537
Apr		293	403	424	458
May		277	376	390	414
June		265	330	450	380
Jul		265	300	450	377
Aug		272	303	505	411
Sep		277	283	465	416
Oct		309	300	422	425
Nov		255	261	419	344
Dec		244	258	397	324
Total	987	3,496	4,545	5,177	4,902

PT Examination Retakes Received

Month	Total 2025	Total 2024	Total 2023	Total 2022	Total 2021
Jan	21	21	19	20	23
Feb	21	18	15	15	14
Mar	21	18	20	21	24
Apr		18	16	13	19
May		15	14	18	15
June		19	10	17	19
Jul		13	13	6	11
Aug		20	18	15	20
Sep		15	11	19	17
Oct		8	18	18	9
Nov		13	24	14	14
Dec		12	10	14	6
Total	63	190	188	190	191

VN Interim Permits Issued

Month	Total 2025	Total 2024	Total 2023	Total 2022	Total 2021
Jan	9	22	15	22	22
Feb	7	9	7	13	8
Mar	8	3	3	15	5
Apr		7	12	9	9
May		8	14	18	14
June		7	23	15	18
Jul		7	11	21	6
Aug		8	11	35	6
Sep		1	15	17	9
Oct		3	17	8	16
Nov		3	5	17	22
Dec		3	6	9	14
Total	24	81	139	199	149

PT Interim Permits Issued

Month	Total 2025	Total 2024	Total 2023	Total 2022	Total 2021
Jan	0	0	0	0	2
Feb	0	0	0	0	1
Mar	0	0	0	0	1
Apr		0	0	0	0
May		0	0	1	0
June		1	0	8	0
Jul		0	0	1	0
Aug		0	0	1	1
Sep		0	0	1	0
Oct		0	0	0	1
Nov		0	0	0	0
Dec		7	2	0	0
Total	0	8	2	12	6

VN Examination Results

Month	Total 2025	Total 2024	Total 2023	Total 2022	Total 2021
Jan	960	659	689	699	806
Feb	877	804	642	845	905
Mar	1,104	856	1,109	1,064	990
Apr		606	379	907	994
May		700	471	966	804
June		909	715	1,000	984
Jul		801	627	1,014	975
Aug		660	651	1,035	877
Sep		771	679	982	898
Oct		1,099	762	750	896
Nov		792	540	646	801
Dec		996	650	782	930
Total	2,941	9,653	7,914	10,690	10,860

PT Examination Results

Month	Total 2025	Total 2024	Total 2023	Total 2022	Total 2021
Jan	35	22	16	44	54
Feb	40	43	49	37	64
Mar	38	21	31	59	44
Apr		22	8	30	55
May		6	8	22	42
June		24	40	51	39
Jul		19	56	44	33
Aug		23	18	51	45
Sep		8	27	26	45
Oct		52	47	35	38
Nov		37	22	42	34
Dec		27	5	17	33
Total	113	304	327	458	526

VN Initial Applications Received

Month	Total 2025	Total 2024	Total 2023	Total 2022	Total 2021
Jan	842	798	776	490	548
Feb	629	744	646	510	507
Mar	731	884	965	768	637
Apr		733	740	657	619
May		723	566	599	578
June		836	729	640	583
Jul		807	714	681	692
Aug		785	729	667	581
Sep		746	694	577	542
Oct		822	788	699	594
Nov		589	684	621	562
Dec		675	585	723	584
Total	2,202	9,142	8,616	7,632	7,027

PT Initial Applications Received

Month	Total 2025	Total 2024	Total 2023	Total 2022	Total 2021
Jan	21	13	17	14	40
Feb	26	39	43	22	43
Mar	13	18	29	39	36
Apr		15	12	14	26
May		7	8	9	21
June		20	25	13	15
Jul		27	50	34	20
Aug		19	18	32	33
Sep		18	23	15	19
Oct		23	37	16	26
Nov		17	25	41	18
Dec		7	11	19	15
Total	60	223	298	268	312

VN Endorsements Received

Month	Total 2025	Total 2024	Total 2023	Total 2022	Total 2021
Jan	72	69	92	188	107
Feb	60	62	72	139	78
Mar	59	63	74	105	112
Apr		68	65	99	80
May		68	74	111	104
June		50	59	157	150
Jul		69	46	81	102
Aug		64	76	93	117
Sep		44	89	99	113
Oct		78	68	55	94
Nov		57	50	70	100
Dec		38	53	86	73
Total	191	730	818	1,283	1230

PT Endorsements Received

Month	Total 2025	Total 2024	Total 2023	Total 2022	Total 2021
Jan	0	0	0	0	0
Feb	0	0	0	0	0
Mar	0	0	0	0	0
Apr		0	0	0	0
May		0	0	0	0
June		0	0	0	0
Jul		0	0	0	0
Aug		0	0	0	0
Sep		0	0	0	0
Oct		0	0	0	0
Nov		0	0	0	0
Dec		0	0	0	0
Total	0	0	0	0	0

VN Verification Letters Received

Month	Total 2025	Total 2024	Total 2023	Total 2022	Total 2021
Jan	202	178	188	207	202
Feb	166	174	145	205	168
Mar	177	184	222	217	282
Apr		163	200	232	226
May		188	214	200	200
June		153	197	210	246
Jul		177	183	228	216
Aug		182	189	213	252
Sep		143	182	194	240
Oct		169	187	197	177
Nov		135	145	141	176
Dec		134	139	158	172
Total	545	1,980	2,191	2,402	2,557

PT Verification Letters Received

Month	Total 2025	Total 2024	Total 2023	Total 2022	Total 2021
Jan	2	1	2	2	2
Feb	1	1	1	0	0
Mar	0	0	2	1	2
Apr		2	1	2	0
May		0	1	2	1
June		0	0	1	1
Jul		0	0	2	1
Aug		0	0	0	0
Sep		0	0	1	1
Oct		0	1	2	2
Nov		1	0	1	1
Dec		0	1	2	2
Total	3	5	9	16	13

VN Licenses Issued

Month	Total 2025	Total 2024	Total 2023	Total 2022	Total 2021
Jan	839	754	776	471	519
Feb	631	767	646	509	502
Mar	679	854	962	740	637
Apr		754	806	681	648
May		737	595	588	542
June		773	725	662	616
Jul		865	704	659	675
Aug		782	717	713	599
Sep		740	701	569	540
Oct		834	801	715	583
Nov		559	710	617	576
Dec		710	560	691	597
Total	2,149	9,129	8,703	7,615	7,034

PT Licenses Issued

Month	Total 2025	Total 2024	Total 2023	Total 2022	Total 2021
Jan	21	12	17	14	36
Feb	27	39	43	20	46
Mar	13	14	29	40	38
Apr		19	11	15	25
May		7	10	9	23
June		19	26	13	14
Jul		27	50	35	21
Aug		19	19	32	32
Sep		18	19	13	19
Oct		23	41	19	27
Nov		15	25	41	17
Dec		9	10	17	16
Total	61	221	300	268	314

VN Renewals Completed

Month	Total 2025	Total 2024	Total 2023	Total 2022	Total 2021
Jan	5,067	5,013	4,640	4,651	4,773
Feb	4,294	4,198	3,994	3,882	3,804
Mar	4,255	4,239	4,133	4,144	4,093
Apr		4,058	3,886	3,867	4,097
May		4,036	4,118	3,806	3,816
June		3,885	4,095	4,062	4,025
Jul		4,344	3,937	4,043	3,984
Aug		4,557	4,384	4,430	4,333
Sep		4,511	4,197	4,305	4,092
Oct		4,611	4,349	4,273	4,158
Nov		4,124	4,155	4,157	4,167
Dec		4,190	3,912	3,973	3,919
Total	13,616	51,766	49,800	49,593	49,261

PT Renewals Completed

Month	Total 2025	Total 2024	Total 2023	Total 2022	Total 2021
Jan	375	352	362	391	396
Feb	321	335	281	333	335
Mar	357	359	373	394	360
Apr		360	347	353	344
May		352	377	345	390
June		315	369	345	355
Jul		387	384	377	390
Aug		357	397	370	421
Sep		360	353	363	365
Oct		369	338	366	345
Nov		343	334	359	334
Dec		318	336	338	313
Total	1,053	4,207	4,251	4,334	4,348

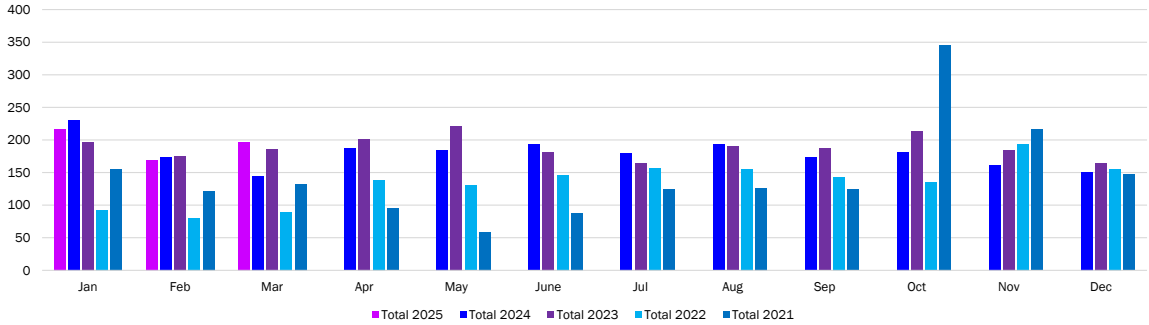
VN Equivalency Applications Received - Online and In House

Month	Total 2025	Total 2024	Total 2023	Total 2022	Total 2021
Jan	114	113	145	164	155
Feb	101	95	135	160	136
Mar	165	122	137	184	181
Apr		106	118	204	155
May		123	134	148	150
June		107	120	144	144
Jul		127	110	144	135
Aug		107	97	154	122
Sep		113	134	166	167
Oct		129	109	112	185
Nov		107	94	90	134
Dec		85	101	93	153
Total	380	1,334	1,434	1,763	1,817

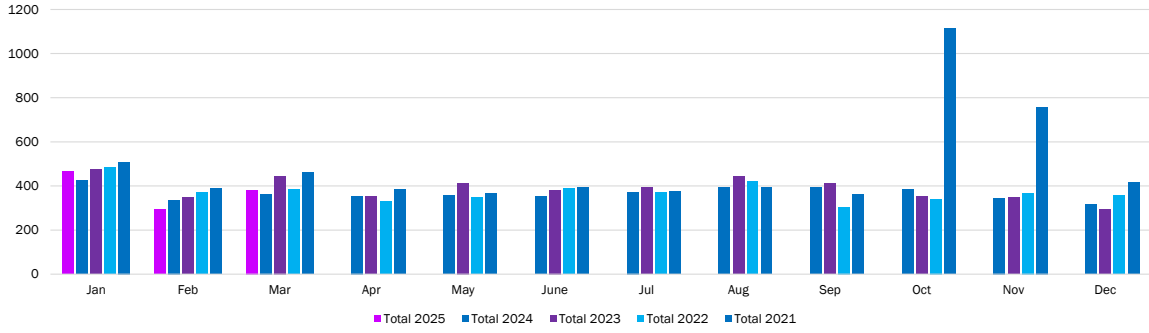
PT Equivalency Applications Received - Online and In House

Month	Total 2025	Total 2024	Total 2023	Total 2022	Total 2021
Jan	0	2	0	4	2
Feb	2	0	1	1	2
Mar	1	1	1	1	0
Apr		3	0	4	1
May		0	1	1	5
June		4	1	1	1
Jul		1	1	0	1
Aug		2	2	2	0
Sep		1	1	1	4
Oct		2	2	0	0
Nov		0	0	0	2
Dec		1	1	1	7
Total	3	17	11	16	25

Name Changes



Address Changes



BVNPT Licensing Division Statistics
January 2021 through March 31, 2025
Vocational Nurses and Psychiatric Technicians – Processing Times in Weeks

VN School Applications – Online

Month	Total 2025	Total 2024	Total 2023	Total 2022	Total 2021
Jan	2.4	1.40	0.7	1.3	3.4
Feb	1.5	2.00	1.3	1.3	1.4
Mar	2.1	1.90	1.5	1.1	1.1
Apr		2.8	2	1	0.9
May		3.00	1.3	1	0.75
June		2.90	0.9	1.5	1
Jul		3.30	0.4	1.4	0.6
Aug		2.90	0.3	1.3	0.7
Sep		1.60	1	1.3	1.25
Oct		2.00	0.4	1.6	0.8
Nov		2.50	2.3	1.6	0.6
Dec		3.10	1.7	0.9	0.9
Avg	2	2.42	1.15	1.28	1.12

PT School Applications – Online

Month	Total 2025	Total 2024	Total 2023	Total 2022	Total 2021
Jan	0.6	0.6	0.4	0.3	4
Feb	1.2	0.4	0.3	0.2	0.7
Mar	0.2	0.5	0.3	0	0.5
Apr		0.2	0.3	0.6	0
May		0.2	0.2	0.3	0.6
June		0.4	0.3	0.9	0.5
Jul		0.5	0.04	0.9	0.6
Aug		0.3	0.1	1.1	0.4
Sep		0.7	0.4	0.6	0.4
Oct		0.4	0.7	0.3	0.4
Nov		0.5	1.2	0.2	0.4
Dec		0.7	0.4	0.4	0.3
Avg	0.67	0.45	0.39	0.48	0.73

VN School Applications – In House

Month	Total 2025	Total 2024	Total 2023	Total 2022	Total 2021
Jan	1.2	2.1	2	0.6	1.3
Feb	0.1	0.3	1	1.2	0.3
Mar	0.4	0.5	0.1	0.2	0.6
Apr		0	0.2	1.2	0.4
May		0.1	0.4	1.3	0.4
June		0.3	0.4	1.5	0.1
Jul		2.5	1.3	0.7	0.4
Aug		0.03	1	0.6	0.7
Sep		1.3	1.2	0.3	0.3
Oct		0.1	0.3	0.8	0.3
Nov		0.34	1.3	0.7	0.5
Dec		0.5	0.3	0.7	0.2
Avg	0.57	0.67	0.79	0.82	0.46

PT School Applications – In House

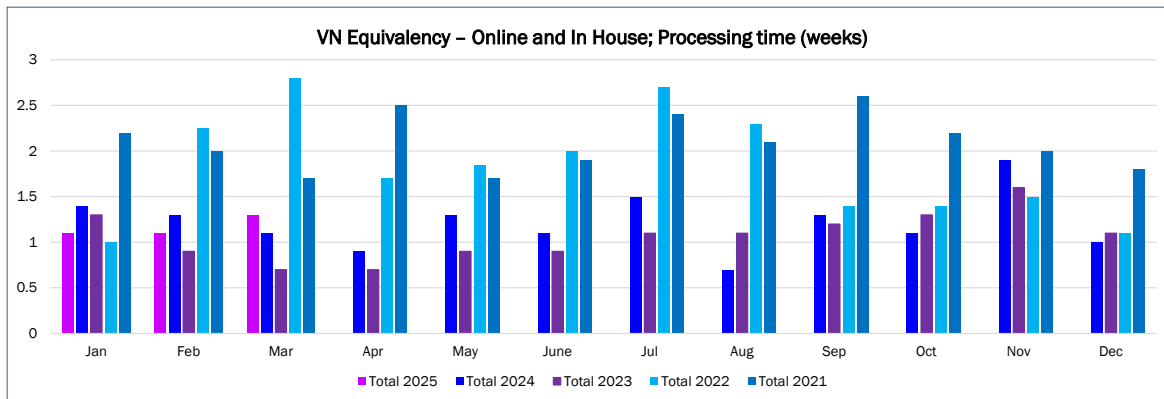
Month	Total 2025	Total 2024	Total 2023	Total 2022	Total 2021
Jan	0.1	0.1	0.1	0	0.3
Feb	0	0	0	0.3	0.1
Mar	0	0	0	0.1	0
Apr		0	0	0	0
May		0	0.1	0.7	0.4
June		0	0	0.3	0
Jul		0	0.6	0	0
Aug		0	0.5	0	0
Sep		0	0.4	0.09	0
Oct		0	0.2	0.4	0
Nov		0	0.3	0	0
Dec		0	0.3	0	0
Avg	0.03	0.01	0.21	0.16	0.07

PT Re-Examination

Month	Total 2025	Total 2024	Total 2023	Total 2022	Total 2021
Jan	0.1	1.4	2.3	0.5	2.2
Feb	0	1.4	0.8	0.5	0.5
Mar	0	1.1	0.6	1	1.1
Apr		1	1.8	1.2	0.6
May		0.7	0.5	0.8	0.6
June		0.9	0.3	0.8	1
Jul		1.9	0.6	2	1
Aug		1.9	0.7	1.5	0.6
Sep		0.8	0.7	1	0.6
Oct		1.4	1	0.8	0.4
Nov		2.9	1.3	2.1	1
Dec		0.5	1.3	0.8	0.3
Avg	0.03	1.33	0.99	1.08	0.83

PT Equivalency – Online and In House

Month	Total 2025	Total 2024	Total 2023	Total 2022	Total 2021
Jan	0	0	1	2.8	2.3
Feb	0.1	0	0	0	0.8
Mar	0	0	0	1	0
Apr		0.7	0.3	0.3	0
May		0.2	0	0.3	0.7
June		0.1	0.4	0.3	0.5
Jul		0.8	0.1	0	0.2
Aug		0	0.2	0.1	0.25
Sep		0	0.7	1	1.25
Oct		0.3	0.1	0	0.5
Nov		0.1	0	0	0
Dec		0.1	0.1	0	1
Avg	0.03	0.19	0.24	0.48	0.63



VN Verification – Online

Month	Total 2025	Total 2024	Total 2023	Total 2022	Total 2021
Jan	1.7	3.1	0.8	1.4	0.2
Feb	0.7	2.5	1.1	1.1	0.5
Mar	1.4	1.1	1.3	1.25	0.6
Apr		1.7	1.8	0.4	0.6
May		1.9	1.3	0.8	0.8
June		3.5	1.5	0.8	0.7
Jul		3.6	1.1	0.7	1.3
Aug		1.7	0	1.1	0.6
Sep		2.1	0.7	1.9	0
Oct		1.7	0.3	0.7	0.2
Nov		1.5	1.7	0.6	0.7
Dec		1.4	2.2	0.8	0.8
Avg	1.27	2.15	1.15	0.96	0.58

VN Verification – In House

Month	Total 2025	Total 2024	Total 2023	Total 2022	Total 2021
Jan	2.5	1.4	1.1	1.4	1.7
Feb	1	0.6	1.4	1.4	1.5
Mar	0.9	1.8	1.5	1.3	0.7
Apr		0.5	2.3	0.9	1.7
May		0.8	1	0.8	1.75
June		0.9	0.8	0.8	1.3
Jul		3.2	2	1.3	1.5
Aug		0.9	2.5	1.6	1.2
Sep		1.8	2.5	2.3	0.4
Oct		2	1	1	0.6
Nov		0.8	2.2	1.2	1.4
Dec		0.4	1.8	0.5	1.5
Avg	1.47	1.26	1.68	1.21	1.27

VN Endorsements – Online

Month	Total 2025	Total 2024	Total 2023	Total 2022	Total 2021
Jan	2.3	1.1	0.8	0.9	2.6
Feb	2.5	2.3	1.1	1	1.8
Mar	1.3	1.1	1.4	0.9	1.5
Apr		1.1	2.6	0.9	1.3
May		1.9	1.4	1.4	1.3
June		2.5	0.6	1.7	1.4
Jul		1.2	0	1.5	1.1
Aug		3	0	0.9	0.8
Sep		1.5	1	1.4	1
Oct		2.2	0.3	2	0.7
Nov		3.8	1.8	1.1	1.1
Dec		2.2	1.8	0.8	0.6
Avg	2.03	1.99	1.07	1.21	1.27

VN Endorsements – In House

Month	Total 2025	Total 2024	Total 2023	Total 2022	Total 2021
Jan	0	0	0.8	0.25	0
Feb	0	0	0.4	0.25	0
Mar	0.3	0	0	0	0
Apr		0.3	0	0.65	0
May		0	0	0	0
June		0	0.2	0	1
Jul		0	0.8	0	0
Aug		0	0.4	0	0
Sep		0.3	0.5	0	0.5
Oct		0	0.3	0	0.1
Nov		0	0	0	0.3
Dec		0.3	0	0	0
Avg	0.10	0.08	0.28	0.10	0.16

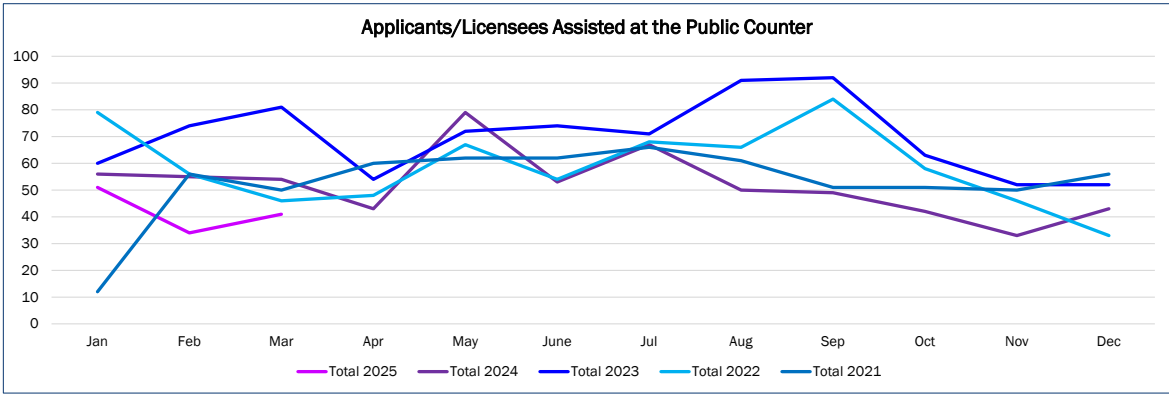
VN Initial Licensure

Month	Total 2025	Total 2024	Total 2023	Total 2022	Total 2021
Jan	0	0	0	0.5	0
Feb	0	0	0.07	0.03	0
Mar	0	0	0	0	0
Apr		0	0	0	0
May		0	0	0	0
June		0	0	0	0
Jul		0	0	0	0
Aug		0	0	0	0
Sep		0	0	0	0
Oct		0	0	0	0
Nov		0	0	0	0
Dec		0	0	0	0
Avg	0.00	0.00	0.01	0.04	0.00

PT Initial Licensure

Month	Total 2025	Total 2024	Total 2023	Total 2022	Total 2021
Jan	0	0	0	0	0
Feb	0	0	0	0	0
Mar	0	0	0	0	0
Apr		0	0	0	0
May		0	0	0	0
June		0	0	0	0
Jul		0	0	0	0
Aug		0	0	0	0
Sep		0	0	0	0
Oct		0	0	0	0
Nov		0	0	0	0
Dec		0	0	0	0
Avg	0.00	0.00	0.00	0.00	0.00

**BVNPT Licensing Division Statistics
January 2021 through March 31, 2025
Public Counter and Customer Service**

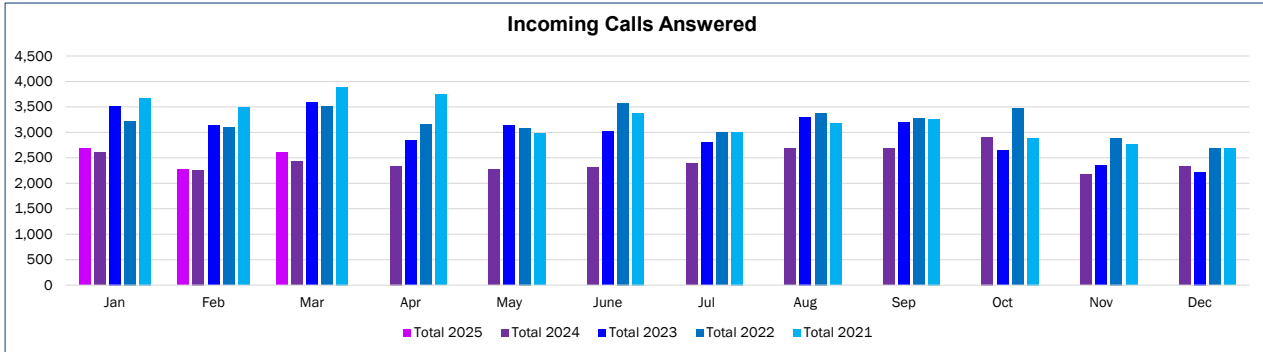
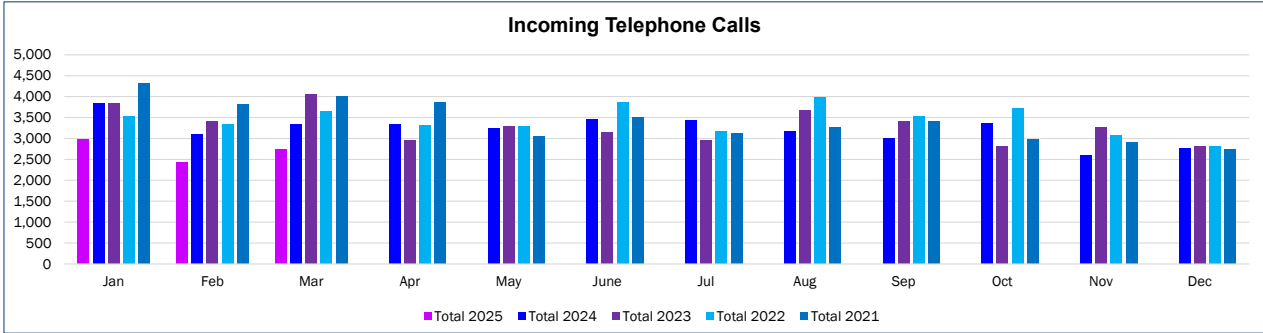


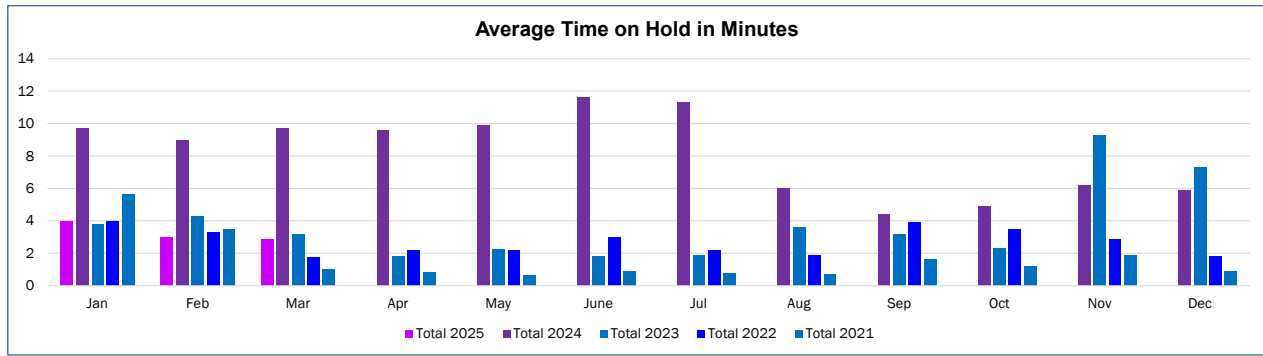
Temporary Licenses Issued at the Public Counter

Month	Total 2025	Total 2024	Total 2023	Total 2022	Total 2021
Jan	0	0	0	0	0
Feb	0	0	0	0	0
Mar	0	0	0	0	0
Apr	0	0	0	0	0
May	0	0	0	0	0
June	0	0	0	0	0
Jul	0	0	0	0	0
Aug	0	0	0	0	0
Sep	0	0	0	0	0
Oct	0	0	0	0	0
Nov	0	0	0	0	0
Dec	0	0	0	0	0
Total	0	0	0	0	0

Incoming Emails to the General BVNPT Email Box

Month	Total 2025	Total 2024	Total 2023	Total 2022	Total 2021
Jan	1,900	2,415	1,577	1,313	1,671
Feb	1,588	1,748	1,481	1,367	1,502
Mar	1,832	1,799	1,690	1,601	1,442
Apr	1,797	1,436	1,520	1,214	1,214
May	1,737	1,503	1,367	1,302	1,302
June	1,543	1,348	1,678	1,271	1,271
Jul	2,016	1,401	1,486	1,504	1,504
Aug	1,601	1,635	1,616	1,433	1,433
Sep	1,743	1,742	1,405	1,416	1,416
Oct	1,618	2,098	1,030	1,435	1,435
Nov	1,457	1,713	1,125	1,004	1,004
Dec	1,464	1,484	1,245	1,119	1,119
Total	5,320	20,938	19,108	16,753	16,313





Cashiering

In House Processed Payments - VN Renewal

Month	Total 2025	Total 2024	Total 2023	Total 2022	Total 2021
Jan	30	39	35	37	45
Feb	22	30	50	39	40
Mar	29	22	27	36	39
Apr		24	39	37	92
May		32	38	37	42
June		21	41	46	31
Jul		22	35	31	46
Aug		20	42	38	48
Sep		43	34	46	43
Oct		28	44	41	50
Nov		33	19	44	31
Dec		20	30	48	30
Total	81	334	434	480	537

Online Processed Payments - VN Renewal

Month	Total 2025	Total 2024	Total 2023	Total 2022	Total 2021
Jan	4,989	4,799	4,611	4,686	4,770
Feb	4,282	3,766	3,974	3,869	3,756
Mar	4,239	4,040	4,124	4,082	4,057
Apr		4,036	3,871	3,816	4,013
May		4,026	4,061	3,891	3,767
June		3,896	4,094	4,027	3,999
Jul		4,334	3,916	4,015	3,929
Aug		4,537	4,375	4,416	4,290
Sep		4,519	4,203	4,287	4,051
Oct		4,583	4,336	4,243	4,124
Nov		4,101	4,159	4,141	4,134
Dec		4,188	3,928	3,954	3,894
Total	13,510	50,825	49,652	49,427	48,784

In House Processed Payments - PT Renewal

Month	Total 2025	Total 2024	Total 2023	Total 2022	Total 2021
Jan	2	3	1	3	7
Feb	5	2	4	4	1
Mar	3	1	9	3	3
Apr		3	6	3	9
May		4	7	5	4
June		3	6	2	1
Jul		3	1	1	5
Aug		2	5	4	5
Sep		2	4	2	1
Oct		2	3	4	6
Nov		6	2	6	2
Dec		1	6	8	1
Total	10	32	54	45	45

Online Processed Payments - PT Renewal

Month	Total 2025	Total 2024	Total 2023	Total 2022	Total 2021
Jan	370	348	362	393	386
Feb	319	314	278	330	335
Mar	355	359	365	393	356
Apr		361	344	348	336
May		347	373	339	387
June		314	367	343	353
Jul		386	382	379	385
Aug		356	396	366	416
Sep		360	351	361	364
Oct		366	338	364	341
Nov		339	332	359	331
Dec		317	333	333	312
Total	1,044	4,167	4,221	4,308	4,302

In House Processed Payments - VN Examinations

Month	Total 2025	Total 2024	Total 2023	Total 2022	Total 2021
Jan	36	14	58	56	46
Feb	25	20	41	39	108
Mar	22	19	36	51	51
Apr		25	45	86	77
May		31	37	50	38
June		24	28	47	48
Jul		17	25	50	51
Aug		30	26	51	43
Sep		26	19	45	29
Oct		32	34	61	69
Nov		32	23	36	27
Dec		36	20	32	24
Total	83	306	392	604	611

Online Processed Payments - VN Examinations

Month	Total 2025	Total 2024	Total 2023	Total 2022	Total 2021
Jan	603	690	620	557	454
Feb	544	490	628	683	525
Mar	813	715	613	720	687
Apr		699	513	693	615
May		837	745	794	692
June		752	667	797	750
Jul		709	562	511	556
Aug		622	685	652	674
Sep		716	728	838	700
Oct		717	504	494	495
Nov		585	551	542	545
Dec		845	813	850	754
Total	1,960	8,377	7,629	8,131	7,447

In House Processed Payments - PT Examinations

Month	Total 2025	Total 2024	Total 2023	Total 2022	Total 2021
Jan	21	16	19	20	0
Feb	0	0	1	7	21
Mar	1	0	0	3	1
Apr		0	0	0	0
May		0	23	16	0
June		17	0	3	0
Jul		0	1	0	1
Aug		0	5	2	2
Sep		17	4	18	16
Oct		0	4	0	0
Nov		0	0	0	0
Dec		0	0	1	20
Total	22	50	57	70	61

Online Processed Payments - PT Examinations

Month	Total 2025	Total 2024	Total 2023	Total 2022	Total 2021
Jan	11	30	18	6	26
Feb	7	3	9	4	5
Mar	7	5	7	4	11
Apr		6	5	6	4
May		15	65	51	20
June		29	32	36	45
Jul		11	14	26	14
Aug		18	51	48	27
Sep		28	23	29	12
Oct		11	5	3	8
Nov		7	8	2	8
Dec		48	69	51	63
Total	25	211	306	266	243

In House Processed Payments - VN Reexaminations

Month	Total 2025	Total 2024	Total 2023	Total 2022	Total 2021
Jan	2	1	6	9	6
Feb	2	4	6	4	2
Mar	1	0	7	2	2
Apr		1	5	4	9
May		1	6	2	7
June		4	3	3	7
Jul		2	1	4	7
Aug		1	3	2	5
Sep		2	3	3	4
Oct		2	1	7	5
Nov		3	0	5	2
Dec		1	2	5	7
Total	5	22	43	50	63

Online Processed Payments - VN Reexaminations

Month	Total 2025	Total 2024	Total 2023	Total 2022	Total 2021
Jan	310	362	613	408	449
Feb	298	299	594	380	362
Mar	376	353	512	454	528
Apr		292	400	420	457
May		276	371	389	406
June		266	328	448	373
Jul		263	300	448	375
Aug		270	301	506	405
Sep		276	282	464	411
Oct		309	299	416	420
Nov		254	260	418	341
Dec		243	257	394	321
Total	984	3,463	4,517	5,145	4,848

In House Processed Payments - PT Reexaminations

Month	Total 2025	Total 2024	Total 2023	Total 2022	Total 2021
Jan	0	0	0	0	1
Feb	0	0	0	0	0
Mar	0	0	0	0	0
Apr		0	0	0	0
May		0	0	1	0
June		0	0	0	0
Jul		0	0	0	0
Aug		0	0	1	0
Sep		0	0	0	0
Oct		0	0	0	1
Nov		0	0	0	0
Dec		0	0	0	0
Total	0	0	0	2	2

Online Processed Payments - PT Reexaminations

Month	Total 2025	Total 2024	Total 2023	Total 2022	Total 2021
Jan	21	21	19	20	22
Feb	21	17	15	15	14
Mar	21	18	20	21	22
Apr		18	16	6	20
May		15	14	18	15
June		19	10	17	19
Jul		13	13	6	11
Aug		20	18	14	20
Sep		15	11	19	17
Oct		8	18	18	8
Nov		13	24	14	14
Dec		12	10	14	6
Total	63	189	188	182	188

In House Processed Payments - VN Interim Permit

Month	Total 2025	Total 2024	Total 2023	Total 2022	Total 2021
Jan	1	0	0	0	0
Feb	0	0	0	0	0
Mar	0	1	0	0	0
Apr		0	0	0	0
May		0	0	0	0
June		0	0	0	0
Jul		0	0	2	0
Aug		0	0	1	0
Sep		1	0	0	0
Oct		1	0	0	0
Nov		0	0	0	0
Dec		0	0	0	0
Total	1	3	0	3	0

Online Processed Payments - VN Interim Permit

Month	Total 2025	Total 2024	Total 2023	Total 2022	Total 2021
Jan	14	31	22	46	34
Feb	15	18	15	37	12
Mar	12	15	15	36	21
Apr		11	12	23	22
May		26	20	50	48
June		19	23	63	25
Jul		15	17	30	12
Aug		15	19	45	15
Sep		5	22	27	25
Oct		8	27	17	28
Nov		7	12	26	35
Dec		9	15	27	45
Total	41	179	219	427	322

In House Processed Payments - VN Verification

Month	Total 2025	Total 2024	Total 2023	Total 2022	Total 2021
Jan	15	19	34	19	30
Feb	8	21	29	30	29
Mar	15	6	32	20	47
Apr		8	34	21	59
May		10	23	20	34
June		8	27	22	38
Jul		9	28	23	27
Aug		17	24	22	32
Sep		6	16	30	25
Oct		11	27	33	29
Nov		12	10	29	14
Dec		5	12	31	21
Total	38	132	296	300	385

Online Processed Payments - VN Verification

Month	Total 2025	Total 2024	Total 2023	Total 2022	Total 2021
Jan	195	166	172	190	151
Feb	159	157	139	194	124
Mar	172	190	205	209	253
Apr		158	193	220	195
May		191	212	198	180
June		150	193	204	216
Jul		176	169	224	200
Aug		179	182	205	228
Sep		143	179	174	217
Oct		167	171	194	155
Nov		129	143	132	172
Dec		134	131	153	165
Total	526	1,940	2,089	2,297	2,256

In House Processed Payments - VN Initial Licensure

Month	Total 2025	Total 2024	Total 2023	Total 2022	Total 2021
Jan	6	3	2	0	0
Feb	3	0	1	0	3
Mar	2	3	2	2	3
Apr		5	1	0	7
May		2	0	4	1
June		2	0	0	3
Jul		3	3	6	1
Aug		6	1	3	2
Sep		9	8	3	1
Oct		3	2	1	0
Nov		3	3	1	1
Dec		2	3	2	2
Total	11	41	26	22	24

Online Processed Payments - VN Initial Licensure

Month	Total 2025	Total 2024	Total 2023	Total 2022	Total 2021
Jan	817	788	773	489	548
Feb	614	664	634	509	500
Mar	727	877	955	759	626
Apr		726	738	654	616
May		703	563	595	576
June		805	724	639	579
Jul		799	709	672	689
Aug		762	718	659	581
Sep		734	681	569	541
Oct		811	772	689	591
Nov		581	672	617	561
Dec		663	581	719	582
Total	2,158	8,913	8,520	7,570	6,990

In House Processed Payments - PT Initial Licensure

Month	Total 2025	Total 2024	Total 2023	Total 2022	Total 2021
Jan	1	0	0	0	0
Feb	1	0	0	0	0
Mar	1	0	0	0	0
Apr		0	0	0	0
May		0	0	0	0
June		0	0	0	0
Jul		1	0	0	1
Aug		0	0	0	2
Sep		1	0	0	0
Oct		0	0	0	0
Nov		0	0	0	0
Dec		0	0	0	0
Total	3	2	0	0	3

Online Processed Payments - PT Initial Licensure

Month	Total 2025	Total 2024	Total 2023	Total 2022	Total 2021
Jan	19	13	17	14	40
Feb	26	36	43	20	43
Mar	12	18	29	39	36
Apr		15	12	14	26
May		7	8	9	21
June		20	25	13	15
Jul		26	50	34	19
Aug		19	18	32	32
Sep		19	23	15	19
Oct		23	37	16	26
Nov		17	25	41	18
Dec		7	11	19	15
Total	57	220	298	266	310

