



<b>DATE</b>	May 6, 2025
<b>TO</b>	Board Members
<b>FROM</b>	Judith D. McLeod DNP, CPNP, RN Supervising Nursing Education Consultant
<b>SUBJECT</b>	Education Division Report

**Staff Updates**

We currently have one vacant position within the Education Division. One Nursing Education Consultant position is currently vacant.

**Site Visits**

The Nursing Education Consultants (NECs) have continued conducting onsite program visits, mostly related to the continued approval process. During the period from January 1, 2025, to March 31, 2025, the NECs conducted 14 onsite program visits and seven remote program visits.

**Initial Approval of New School or Program**

The Board created its new Proposed Program Application Process in October 2022. Since then, fifty-one proposed programs have submitted a Letter of Intent for Initial Approval of New School or Program.

Of the fifty-one proposed programs since October 2022:

- Forty-nine proposed programs were VN programs, and two proposed programs were PT programs.
- Thirty-nine were private programs and twelve were community colleges.
- Eighteen proposed programs have been approved to start a VN program.
- Nine proposed programs had been assigned to an NEC and were later removed from the list due to inability to complete the proposed program process in the allotted time or through voluntary withdrawal.

- Nine of the proposed programs failed to submit all required documentation with the Letter of Intent, and due to a lack of communication from the programs, have been removed from the Letter of Intent process.

Between January 1, 2025, and March 31, 2025:

- We had five proposed programs submit a Letter of Intent along with their required documents.
  
- Five new programs were approved.

Currently, there are eleven proposed programs without deficiencies that are assigned to an NEC and are working toward program approval.

### **Education Division Projects**

The Education division has revised the statistical measures included in the Board report to better reflect the workload of the division. The changes will include measuring the reasons for site visits by the NECs and types of violations, in anticipation of creating new cite and fine regulation. As well, the AGPAs have increased their number of projects and complexity of tasks, and this will be better reflected in the statistics. In addition, the supervising nursing education consultant will be using statistical measures to be included on the Board report

The Education Division continues to work on projects such as updating forms for regulations and fees changes, reviewing Article 5 with counsel to improve VN and PT regulations and the creation of a dashboard with the Office of Information Services to relay analytics to prospective students and the public. The Education tab on the BVNPT's website continues to be reviewed for updates, including webpages like the LVN Fact Sheet and about post-licensure certification, and continuing education providers and updating statistics. This facilitates public access and helps reduce the number of calls to our division. The Education Division has been working with the Enforcement and Licensing divisions to create a process for auditing licensees' compliance with continuing education requirements.

### **Education Division Events**

Currently, the Education Division is working with the California Department of Consumer Affairs Office of Professional Examination Services (OPES) to assist with the fiscal year 2024-25 Occupational Analysis and Examination Development for the Board's California Psychiatric Technician Licensure Examination.

- On January 15-17, 2025, four Subject Matter Experts (SMEs) attended a virtual

workshop related to Psychiatric Technician tasks in the workplace, in preparation for the Occupational Analysis in March.

- An Item Review workshop was conducted on January 30-31, 2025, with five SMEs in attendance.
- A third workshop was held in person on February 19-21, 2025, for examination construction with seven SMEs in attendance.
- The Psychiatric Technician Occupational Analysis Survey 2025 was distributed to licensees on March 4, 2025, and closed on March 28, 2025. Results of the Occupational Analysis should be available in the fall.
- A wrap-up Occupational Analysis workshop was conducted in person on April 9-11, 2025, with eight SMEs in attendance.
- The Psychiatric Technician survey regarding a name change and education programs was distributed to licensees on April 1 and closed on April 14, 2025.

On March 17, 2025, the nursing education consultants presented a Proposed Program Letter of Intent Process Presentation online for all interested stakeholders. Eighty-two stakeholders attended this educational presentation. The recording of the presentation is posted on the BVNPT website under Public Meetings for future reference for any interested stakeholders.



# BVNPT

**BOARD OF VOCATIONAL NURSING  
AND PSYCHIATRIC TECHNICIANS**

## **Education Division Statistical Data**

January 1, 2021 through December 31, 2025

## **Executive Summary**

**Approved Active Programs – VN**

Month	Total 2025	Total 2024	Total 2023	Total 2022	Total 2021
Jan	157	156	146	134	123
Feb	158	156	146	134	124
Mar	158	157	146	135	126
Apr		156	149	136	126
May		155	150	138	129
June		155	150	139	131
Jul		155	151	139	131
Aug		154	150	139	132
Sep		153	150	139	132
Oct		153	153	139	132
Nov		154	154	140	133
Dec		153	156	143	134

**Approved Active Programs – PT**

Month	Total 2025	Total 2024	Total 2023	Total 2022	Total 2021
Jan	10	10	11	11	12
Feb	10	10	11	11	12
Mar	10	10	11	11	12
Apr		10	11	11	12
May		10	11	11	12
June		10	11	11	12
Jul		10	10	11	12
Aug		10	10	11	11
Sep		10	10	11	11
Oct		10	10	11	11
Nov		10	10	11	11
Dec		10	10	11	11

**Provisionally Approved Active Programs – VN**

Month	Total 2025	Total 2024	Total 2023	Total 2022	Total 2021
Jan	4	2	5	9	14
Feb	4	3	5	9	14
Mar	4	2	5	7	12
Apr		3	4	7	12
May		6	4	6	11
June		6	4	5	9
Jul		6	4	5	9
Aug		6	4	5	9
Sep		6	4	5	9
Oct		5	3	5	9
Nov		6	3	5	9
Dec		5	2	5	9

**Provisionally Approved Active Programs – PT**

Month	Total 2025	Total 2024	Total 2023	Total 2022	Total 2021
Jan	1	1	1	1	1
Feb	1	1	1	1	1
Mar	1	1	1	1	1
Apr		1	1	1	1
May		1	1	1	1
June		1	1	1	1
Jul		1	1	1	1
Aug		1	1	1	2
Sep		1	1	1	2
Oct		1	1	1	2
Nov		1	1	1	2
Dec		1	1	1	2

**Assigned Proposed Programs – VN**

Month	Total 2025	Total 2024	Total 2023	Total 2022	Total 2021
Jan	11	9	10	10	10
Feb	8	11	14	10	9
Mar	6	11	12	18	9
Apr		11	11	18	9
May		11	11	14	18
June		11	12	14	18
Jul		13	11	13	17
Aug		12	12	12	16
Sep		11	11	12	15
Oct		12	11	12	15
Nov		11	10	11	13
Dec		11	10	10	11

**Assigned Proposed Programs – PT**

Month	Total 2025	Total 2024	Total 2023	Total 2022	Total 2021
Jan	1	0	0	0	0
Feb	1	0	0	0	0
Mar	1	0	0	0	0
Apr		0	0	0	0
May		1	0	0	0
June		1	0	0	0
Jul		0	0	0	0
Aug		0	0	0	0
Sep		0	0	0	0
Oct		0	0	0	0
Nov		0	0	0	0
Dec		1	0	0	0

**Unassigned Proposed Programs – VN**

Month	Total 2025	Total 2024	Total 2023	Total 2022	Total 2021
Jan	5	3	7	53	43
Feb	4	3	3	47	52
Mar	4	7	4	36	57
Apr		6	5	36	58
May		7	4	36	42
June		6	5	36	47
Jul		6	7	36	49
Aug		7	9	36	50
Sep		5	11	36	50
Oct		5	8	1	51
Nov		4	5	4	53
Dec		7	9	4	53

**Unassigned Proposed Programs – PT**

Month	Total 2025	Total 2024	Total 2023	Total 2022	Total 2021
Jan	0	0	0	3	2
Feb	0	0	0	3	2
Mar	0	0	0	2	3
Apr		1	0	2	3
May		0	0	2	3
June		0	0	2	3
Jul		0	0	2	3
Aug		0	0	2	3
Sep		0	0	2	3
Oct		1	0	0	3
Nov		1	0	0	3
Dec		0	0	0	3

\*\*These eight categories are captured on a monthly basis and do not accumulate into yearly totals.

**Complaints Received Regarding Approved Programs**

Month	Total 2025	Total 2024	Total 2023	Total 2022	Total 2021
Jan	6	27	12	8	10
Feb	2	20	8	1	16
Mar	12	13	4	5	10
Apr		7	7	10	5
May		11	4	9	3
June		25	7	12	7
Jul		16	14	16	2
Aug		11	9	9	3
Sep		27	14	13	8
Oct		21	22	11	4
Nov		8	16	8	11
Dec		3	28	1	10
<b>Total</b>	<b>20</b>	<b>189</b>	<b>145</b>	<b>103</b>	<b>89</b>

**Change Requests from Programs  
(# of times reviewed)**

Month	Total 2025	Total 2024	Total 2023	Total 2022	Total 2021
Jan	721	1,235	964	1,131	784
Feb	750	1,351	705	935	532
Mar	992	1,447	1,104	1,062	644
Apr		1,158	1,080	1,036	665
May		1,683	1,167	1,253	832
June		1,690	857	1,210	1,056
Jul		1,460	1,080	1,125	777
Aug		1,620	2,356	1,285	843
Sep		1,297	1,416	1,318	944
Oct		1,104	1,123	1,252	721
Nov		1,095	1,265	1,188	759
Dec		877	1,429	865	779
<b>Total</b>	<b>2,463</b>	<b>16,017</b>	<b>14,546</b>	<b>13,660</b>	<b>9,336</b>

**Faculty Approval Applications  
(# of times reviewed)**

Month	Total 2025	Total 2024	Total 2023	Total 2022	Total 2021
Jan	338	343	421	321	219
Feb	285	410	313	292	218
Mar	285	414	469	394	309
Apr		298	415	367	306
May		518	349	315	260
June		367	373	390	230
Jul		521	450	299	349
Aug		639	409	371	386
Sep		345	427	440	285
Oct		321	250	371	422
Nov		272	265	414	289
Dec		186	227	263	392
<b>Total</b>	<b>908</b>	<b>4,634</b>	<b>4,368</b>	<b>4,237</b>	<b>3,665</b>

**Faculty Approval Applications  
(# of times reviewed)**

Month	Total 2025	Total 2024	Total 2023	Total 2022	Total 2021
Jan	252	184	369	274	183
Feb	215	292	263	351	286
Mar	184	391	463	554	480
Apr		280	579	472	440
May		410	536	460	421
June		268	478	411	313
Jul		453	441	385	234
Aug		435	394	399	407
Sep		285	263	376	345
Oct		339	309	490	329
Nov		197	306	616	308
Dec		140	260	511	250
<b>Total</b>	<b>651</b>	<b>3,674</b>	<b>4,661</b>	<b>5,299</b>	<b>3,996</b>

**Reports for Executive Officer Review**

Month	Total 2025	Total 2024	Total 2023	Total 2022	Total 2021
Jan	14	14	19	20	10
Feb	13	4	12	10	6
Mar	15	19	4	28	5
Apr		20	17	10	8
May		22	24	32	11
June		40	18	19	19
Jul		26	6	6	8
Aug		11	8	13	9
Sep		16	13	9	10
Oct		19	8	3	13
Nov		7	6	24	18
Dec		11	12	2	1
<b>Total</b>	<b>42</b>	<b>209</b>	<b>147</b>	<b>176</b>	<b>118</b>

**Reports for Board Meetings**

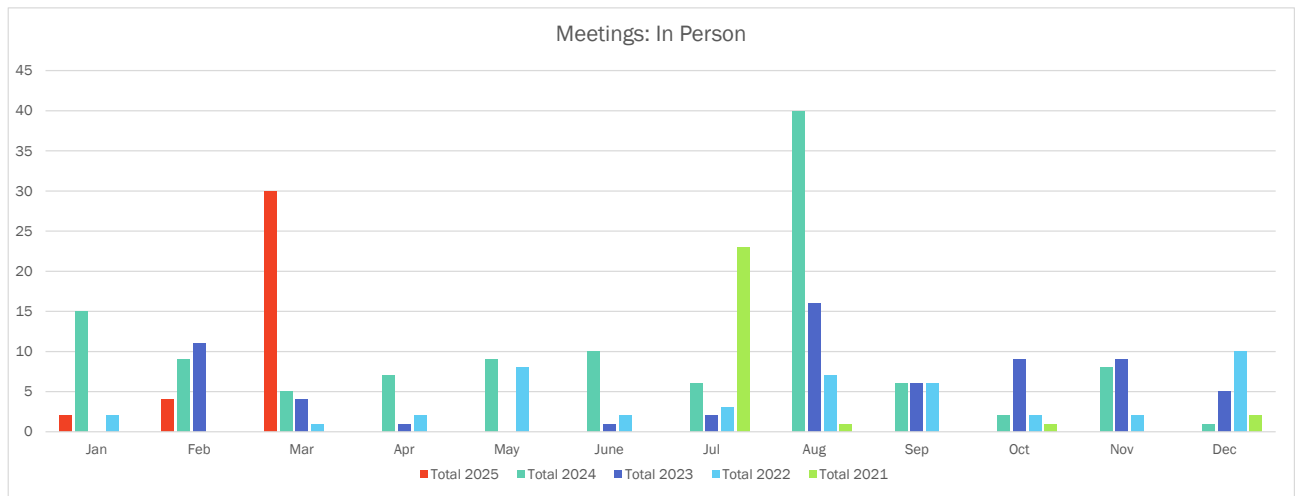
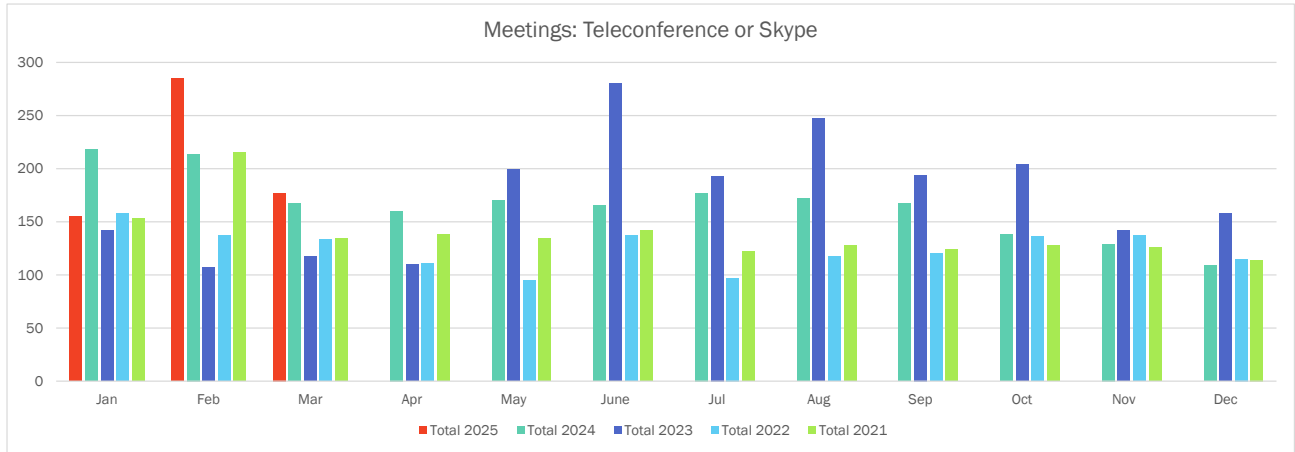
Month	Total 2025	Total 2024	Total 2023	Total 2022	Total 2021
Jan	0	0	0	4	9
Feb	3	4	1	8	8
Mar	0	0	2	1	1
Apr		4	0	1	2
May		6	3	3	12
June		0	0	4	3
Jul		0	1	5	2
Aug		5	4	1	6
Sep		0	0	0	1
Oct		0	1	0	1
Nov		9	3	5	5
Dec		0	0	0	1
<b>Total</b>	<b>3</b>	<b>28</b>	<b>15</b>	<b>32</b>	<b>51</b>

**Inspections: Onsite**

Month	Total 2025	Total 2024	Total 2023	Total 2022	Total 2021
Jan	10	3	2	5	1
Feb	4	9	8	2	1
Mar	7	1	6	6	1
Apr		12	3	5	4
May		10	2	10	1
June		7	3	5	3
Jul		5	4	6	7
Aug		3	6	6	11
Sep		8	6	6	5
Oct		5	7	5	3
Nov		5	6	0	1
Dec		3	4	3	5
<b>Total</b>	<b>21</b>	<b>71</b>	<b>57</b>	<b>59</b>	<b>43</b>

**Inspections: Program Records Survey completed**

Month	Total 2025	Total 2024	Total 2023	Total 2022	Total 2021
Jan	7	1	2	4	7
Feb	5	5	4	1	5
Mar	10	5	6	8	5
Apr		0	4	6	5
May		1	1	6	2
June		0	3	6	2
Jul		0	5	2	7
Aug		0	2	5	10
Sep		0	2	2	5
Oct		0	2	5	9
Nov		0	3	5	3
Dec		3	3	2	0
<b>Total</b>	<b>22</b>	<b>15</b>	<b>37</b>	<b>52</b>	<b>60</b>

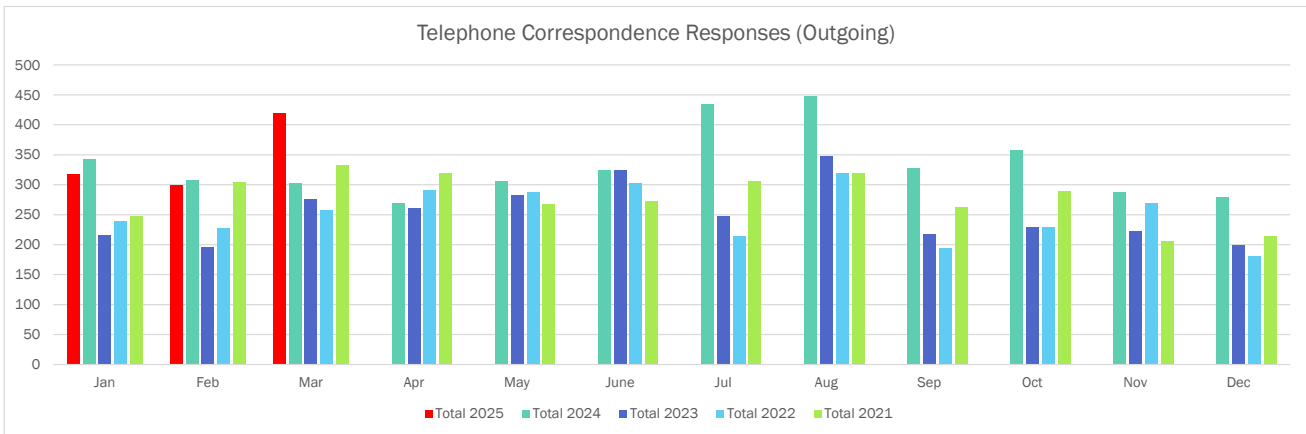
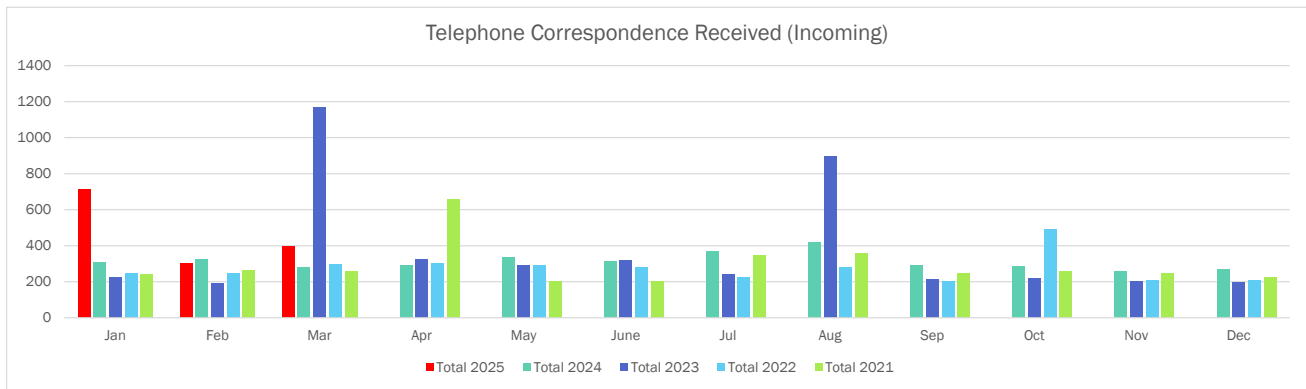


**Written Correspondence Received (Incoming)**

Month	Total 2025	Total 2024	Total 2023	Total 2022	Total 2021
Jan	3,618	4,603	3,200	3,738	3,655
Feb	3,304	4,466	1,746	3,863	4,393
Mar	3,681	4,298	3,287	4,017	3,737
Apr		4,394	3,275	3,381	3,426
May		4,054	4,939	3,705	3,334
June		4,445	4,000	3,904	3,545
Jul		4,810	3,676	2,824	3,252
Aug		4,974	5,148	3,264	3,302
Sep		3,981	5,133	2,668	3,463
Oct		4,132	5,137	3,190	3,842
Nov		3,605	3,907	2,985	3,489
Dec		2,943	3,792	2,470	3,298
<b>Total</b>	<b>10,603</b>	<b>50,705</b>	<b>47,240</b>	<b>40,009</b>	<b>42,736</b>

**Written Correspondence Responses (Outgoing)**

Month	Total 2025	Total 2024	Total 2023	Total 2022	Total 2021
Jan	2,620	2,660	2,328	2,955	3,065
Feb	2,110	2,806	1,598	3,188	3,565
Mar	2,526	2,929	4,062	2,927	2,998
Apr		2,667	4,119	2,790	2,141
May		3,388	3,631	2,902	2,557
June		2,032	3,053	3,227	2,835
Jul		2,916	2,292	2,047	2,696
Aug		3,213	2,525	2,584	2,740
Sep		2,709	3,191	2,784	2,598
Oct		2,721	2,907	2,008	2,870
Nov		2,604	2,438	2,420	2,681
Dec		1,887	1,903	1,638	2,505
<b>Total</b>	<b>7,256</b>	<b>32,532</b>	<b>34,047</b>	<b>31,470</b>	<b>33,251</b>



#### Scope of Practice Questions

Month	Total 2025	Total 2024	Total 2023	Total 2022	Total 2021
Jan	106	45	141	98	67
Feb	90	74	141	76	110
Mar	83	71	160	146	92
Apr		93	106	115	104
May		83	143	97	105
June		62	64	96	120
Jul		100	76	86	119
Aug		123	75	120	55
Sep		87	90	143	112
Oct		130	72	113	134
Nov		101	91	98	119
Dec		51	52	101	98
<b>Total</b>	<b>279</b>	<b>1,020</b>	<b>1,211</b>	<b>1,289</b>	<b>1,235</b>

#### Psychiatric Technician Examination Development Session Preparation

Month	Total 2025	Total 2024	Total 2023	Total 2022	Total 2021
Jan	381	7	16	2	0
Feb	254	4	0	1	0
Mar	333	5	41	0	0
Apr		2	14	1	0
May		1	1	0	1
June		3	2	1	0
Jul		448	0	0	0
Aug		497	0	0	0
Sep		635	11	36	2
Oct		388	9	26	0
Nov		307	3	13	0
Dec		303	2	16	4
<b>Total</b>	<b>968</b>	<b>2,600</b>	<b>99</b>	<b>96</b>	<b>7</b>

#### Intravenous Therapy/Blood Withdrawal Course Certification and CE Provider Applications

Month	Total 2025	Total 2024	Total 2023	Total 2022	Total 2021
Jan	12	24	33	18	34
Feb	48	37	90	18	39
Mar	28	2	39	30	24
Apr		35	13	62	8
May		20	15	28	29
June		13	30	16	18
Jul		15	10	5	8
Aug		11	26	49	21
Sep		2	21	21	15
Oct		17	22	26	30
Nov		30	18	15	35
Dec		31	24	22	1
<b>Total</b>	<b>88</b>	<b>237</b>	<b>341</b>	<b>310</b>	<b>262</b>

#### Intravenous Therapy/Blood Withdrawal Approved License Certifications Issued in Breeze

Month	Total 2025	Total 2024	Total 2023	Total 2022	Total 2021
Jan	344	544	145	248	269
Feb	261	503	798	345	297
Mar	210	258	866	449	313
Apr		166	566	404	407
May		68	348	221	576
June		789	526	239	522
Jul		953	263	259	334
Aug		519	275	217	449
Sep		341	313	195	298
Oct		437	523	247	351
Nov		225	301	312	273
Dec		238	210	570	378
<b>Total</b>	<b>815</b>	<b>5,041</b>	<b>5,134</b>	<b>3,706</b>	<b>4,467</b>