



DATE	May 6, 2024
TO	Board Members
FROM	Shelley Brown Licensing Manager
SUBJECT	Licensing Division Report

STAFFING UPDATE:

The Licensing Division currently has four Program Technician II (PT II) and two Staff Services Analyst (SSA) vacancies. We conducted interviews to fill the PT II vacancy and have made a conditional offer of employment to one candidate. We are presently in the process of reviewing applications to fill one vacant SSA position and reclassifying the other as an Associate Governmental Program Analyst to assist with regulatory and legislative analysis. We hope to fill all vacancies soon.

MS TEAMS PHONE MIGRATION:

On October 27, 2023, the Board’s phone system migrated from Verizon to Microsoft (MS) Teams as part of a DCA wide move. The MS Teams based phone system is more efficient and cost effective and should allow for more functionality. The telecom team in the Office of Information Services (OIS) has begun building software that will allow the Board and other DCA entities to generate statistical data such as number of inquiry calls received, number of calls handled, and wait times. OIS has not provided a date as to when these features will be available to DCA entities.

LICENSING STATISTICS:

The Licensing Division Statistical Data – Executive Summary is included with the Board materials. These comprehensive Licensing statistics cover activity from January 1, 2020, through March 31, 2024.

The Licensing Division staff continues to do an amazing job. Between January and March of 2024, we maintained an average application processing time of under two weeks. Due to the MS Teams phone migration, there is no statical data related to the public phone line for the months of November or December.



**BOARD OF VOCATIONAL NURSING
AND PSYCHIATRIC TECHNICIANS**

**Licensing Division
Statistical Data**

January 1, 2020 through March 31, 2024

Executive Summary

BVNPT Licensing Division Statistics
January 2020 through March 31, 2024
Vocational Nurses and Psychiatric Technicians

VN Examination Request Received

Month	Total 2024	Total 2023	Total 2022	Total 2021	Total 2020
Jan	761	659	510	499	474
Feb	725	775	687	657	759
Mar	775	756	750	797	511
Apr		525	769	707	627
May		958	905	678	764
June		784	821	690	792
Jul		593	571	578	663
Aug		842	876	639	774
Sep		794	971	762	795
Oct		609	477	641	644
Nov		822	487	624	665
Dec		815	692	761	769
Total	2,261	8,932	8,516	8,033	8,237

PT Examination Requests Received

Month	Total 2024	Total 2023	Total 2022	Total 2021	Total 2020
Jan	46	35	28	44	65
Feb	2	12	6	6	27
Mar	5	9	2	17	3
Apr		5	13	6	16
May		88	66	40	42
June		33	37	44	13
Jul		15	22	15	16
Aug		48	51	28	63
Sep		42	47	27	15
Oct		7	3	8	28
Nov		7	1	8	7
Dec		69	51	82	102
Total	53	370	327	325	397

VN Examination Retakes Received

Month	Total 2024	Total 2023	Total 2022	Total 2021	Total 2020
Jan	361	617	416	455	356
Feb	325	601	384	361	311
Mar	353	513	455	537	396
Apr		403	424	458	450
May		376	390	414	389
June		330	450	380	348
Jul		300	450	377	389
Aug		303	505	411	426
Sep		283	465	416	408
Oct		300	422	425	431
Nov		261	419	344	340
Dec		258	397	324	302
Total	1,039	4,545	5,177	4,902	4,546

PT Examination Retakes Received

Month	Total 2024	Total 2023	Total 2022	Total 2021	Total 2020
Jan	21	19	20	23	24
Feb	18	15	15	14	12
Mar	18	20	21	24	18
Apr		16	13	19	22
May		14	18	15	25
June		10	17	19	15
Jul		13	6	11	29
Aug		18	15	20	13
Sep		11	19	17	24
Oct		18	18	9	15
Nov		24	14	14	20
Dec		10	14	6	14
Total	57	188	190	191	231

VN Interim Permits Issued

Month	Total 2024	Total 2023	Total 2022	Total 2021	Total 2020
Jan	22	15	22	22	1
Feb	9	7	13	8	1
Mar	3	3	15	5	0
Apr		12	9	9	8
May		14	18	14	19
June		23	15	18	19
Jul		11	21	6	8
Aug		11	35	6	7
Sep		15	17	9	10
Oct		17	8	16	8
Nov		5	17	22	12
Dec		6	9	14	21
Total	34	139	199	149	114

PT Interim Permits Issued

Month	Total 2024	Total 2023	Total 2022	Total 2021	Total 2020
Jan	0	0	0	2	0
Feb	0	0	0	1	0
Mar	0	0	0	1	0
Apr		0	0	0	0
May		0	1	0	0
June		0	8	0	10
Jul		0	1	0	2
Aug		0	1	1	0
Sep		0	1	0	0
Oct		0	0	1	0
Nov		0	0	0	0
Dec		2	0	0	10
Total	0	2	12	6	22

VN Examination Results

Month	Total 2024	Total 2023	Total 2022	Total 2021	Total 2020
Jan	659	689	699	806	608
Feb	804	642	845	905	702
Mar	856	1,109	1,064	990	492
Apr		379	907	994	568
May		471	966	804	769
June		715	1,000	984	903
Jul		627	1,014	975	1,056
Aug		651	1,035	877	1,008
Sep		679	982	898	1,094
Oct		762	750	896	1,073
Nov		540	646	801	743
Dec		650	782	930	723
Total	2,319	7,914	10,690	10,860	9,739

PT Examination Results

Month	Total 2024	Total 2023	Total 2022	Total 2021	Total 2020
Jan	22	16	44	54	36
Feb	43	49	37	64	37
Mar	21	31	59	44	37
Apr		8	30	55	29
May		8	22	42	47
June		40	51	39	37
Jul		56	44	33	53
Aug		18	51	45	54
Sep		27	26	45	53
Oct		47	35	38	63
Nov		22	42	34	39
Dec		5	17	33	48
Total	86	327	458	526	533

VN Initial Applications Received

Month	Total 2024	Total 2023	Total 2022	Total 2021	Total 2020
Jan	798	776	490	548	514
Feb	744	646	510	507	456
Mar	884	965	768	637	538
Apr		740	657	619	466
May		566	599	578	417
June		729	640	583	582
Jul		714	681	692	686
Aug		729	667	581	644
Sep		694	577	542	653
Oct		788	699	594	653
Nov		684	621	562	500
Dec		585	723	584	442
Total	2,426	8,616	7,632	7,027	6,551

PT Initial Applications Received

Month	Total 2024	Total 2023	Total 2022	Total 2021	Total 2020
Jan	13	17	14	40	17
Feb	39	43	22	43	26
Mar	18	29	39	36	35
Apr		12	14	26	17
May		8	9	21	32
June		25	13	15	21
Jul		50	34	20	23
Aug		18	32	33	32
Sep		23	15	19	21
Oct		37	16	26	35
Nov		25	41	18	18
Dec		11	19	15	12
Total	70	298	268	312	289

VN Endorsements Received

Month	Total 2024	Total 2023	Total 2022	Total 2021	Total 2020
Jan	69	92	188	107	46
Feb	62	72	139	78	37
Mar	63	74	105	112	44
Apr		65	99	80	40
May		74	111	104	36
June		59	157	150	52
Jul		46	81	102	63
Aug		76	93	117	86
Sep		89	99	113	57
Oct		68	55	94	57
Nov		50	70	100	59
Dec		53	86	73	72
Total	194	818	1,283	1,230	649

PT Endorsements Received

Month	Total 2023	Total 2023	Total 2022	Total 2021	Total 2020
Jan	0	0	0	0	0
Feb	0	0	0	0	0
Mar	0	0	0	0	0
Apr		0	0	0	0
May		0	0	0	0
June		0	0	0	0
Jul		0	0	0	0
Aug		0	0	0	0
Sep		0	0	0	0
Oct		0	0	0	1
Nov		0	0	0	0
Dec		0	0	0	0
Total	0	0	0	0	1

VN Verification Letters Received

Month	Total 2024	Total 2023	Total 2022	Total 2021	Total 2020
Jan	178	188	207	202	167
Feb	174	145	205	168	168
Mar	184	222	217	282	144
Apr		200	232	226	138
May		214	200	200	172
June		197	210	246	152
Jul		183	228	216	174
Aug		189	213	252	171
Sep		182	194	240	157
Oct		187	197	177	185
Nov		145	141	176	162
Dec		139	158	172	187
Total	536	2,191	2,402	2,557	1,977

PT Verification Letters Received

Month	Total 2024	Total 2023	Total 2022	Total 2021	Total 2020
Jan	1	2	2	2	0
Feb	1	1	0	0	0
Mar	0	2	1	2	0
Apr		1	2	0	2
May		1	2	1	0
June		0	1	1	0
Jul		0	2	1	1
Aug		0	0	0	2
Sep		0	1	1	1
Oct		1	2	2	2
Nov		0	1	1	0
Dec		1	2	2	0
Total	2	9	16	13	8

VN Licenses Issued

Month	Total 2024	Total 2023	Total 2022	Total 2021	Total 2020
Jan	754	776	471	519	511
Feb	767	646	509	502	463
Mar	854	962	740	637	515
Apr		806	681	648	490
May		595	588	542	383
June		725	662	616	617
Jul		704	659	675	681
Aug		717	713	599	630
Sep		701	569	540	636
Oct		801	715	583	662
Nov		710	617	576	519
Dec		560	691	597	452
Total	2,375	8,703	7,615	7,034	6,559

PT Licenses Issued

Month	Total 2024	Total 2023	Total 2022	Total 2021	Total 2020
Jan	12	17	14	36	13
Feb	39	43	20	46	39
Mar	14	29	40	38	36
Apr		11	15	25	18
May		10	9	23	32
June		26	13	14	22
Jul		50	35	21	22
Aug		19	32	32	30
Sep		19	13	19	23
Oct		41	19	27	36
Nov		25	41	17	18
Dec		10	17	16	12
Total	65	300	268	314	301

VN Renewals Completed

Month	Total 2024	Total 2023	Total 2022	Total 2021	Total 2020
Jan	5,013	4,640	4,651	4,773	4,526
Feb	4,198	3,994	3,882	3,804	3,667
Mar	4,239	4,133	4,144	4,093	3,882
Apr		3,886	3,867	4,097	4,388
May		4,118	3,806	3,816	3,648
June		4,095	4,062	4,025	3,785
Jul		3,937	4,043	3,984	4,153
Aug		4,384	4,430	4,333	4,123
Sep		4,197	4,305	4,092	4,280
Oct		4,349	4,273	4,158	4,541
Nov		4,155	4,157	4,167	3,907
Dec		3,912	3,973	3,919	4,009
Total	13,450	49,800	49,593	49,261	48,909

PT Renewals Completed

Month	Total 2024	Total 2023	Total 2022	Total 2021	Total 2020
Jan	352	362	391	396	420
Feb	335	281	333	335	336
Mar	359	373	394	360	362
Apr		347	353	344	399
May		377	345	390	348
June		369	345	355	365
Jul		384	377	390	394
Aug		397	370	421	373
Sep		353	363	365	389
Oct		338	366	345	379
Nov		334	359	334	368
Dec		336	338	313	339
Total	1,046	4,251	4,334	4,348	4,472

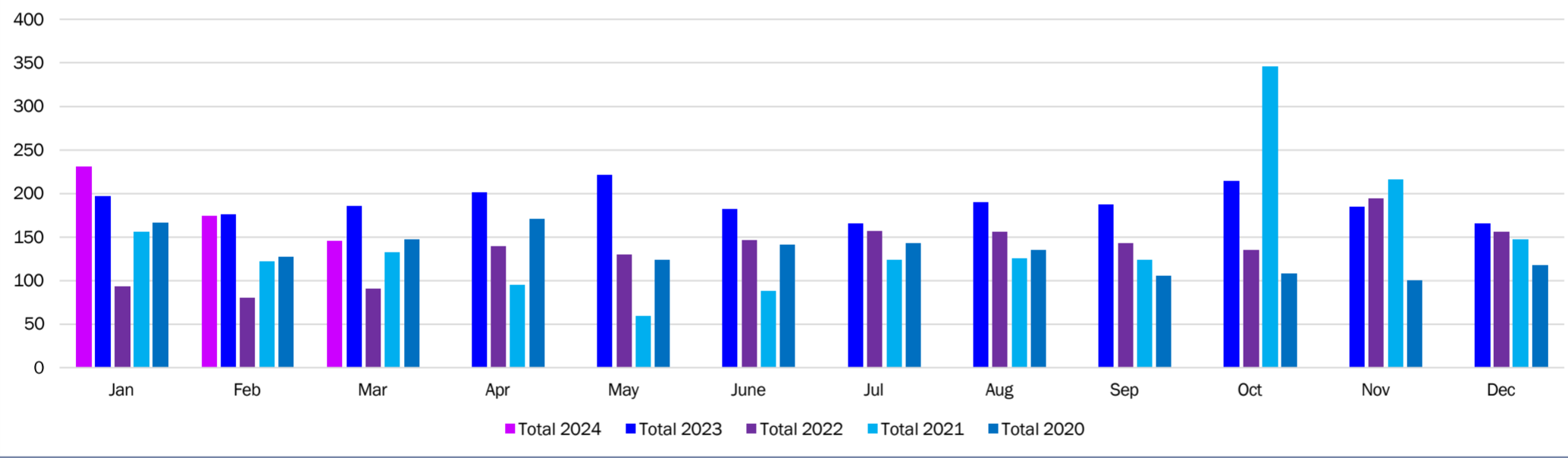
VN Equivalency Applications Received - Online and In House

Month	Total 2024	Total 2023	Total 2022	Total 2021	Total 2020
Jan	113	145	164	155	133
Feb	95	135	160	136	107
Mar	122	137	184	181	123
Apr		118	204	155	115
May		134	148	150	126
June		120	144	144	127
Jul		110	144	135	154
Aug		97	154	122	129
Sep		134	166	167	139
Oct		109	112	185	166
Nov		94	90	134	114
Dec		101	93	153	114
Total	330	1,434	1,763	1,817	1,547

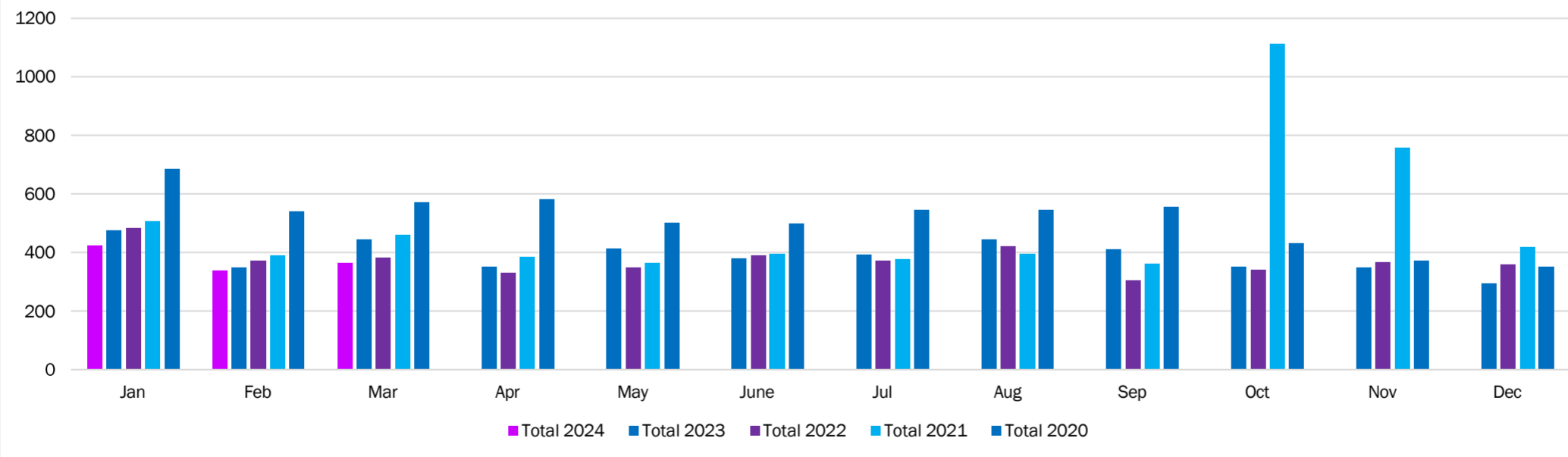
PT Equivalency Applications Received - Online and In House

Month	Total 2024	Total 2023	Total 2022	Total 2021	Total 2020
Jan	2	0	4	2	8
Feb	0	1	1	2	1
Mar	1	1	1	0	0
Apr		0	4	1	2
May		1	1	5	1
June		1	1	1	1
Jul		1	0	1	2
Aug		2	2	0	3
Sep		1	1	4	1
Oct		2	0	0	3
Nov		0	0	2	3
Dec		1	1	7	0
Total	3	11	16	25	25

Name Changes



Address Changes



BVNPT Licensing Division Statistics
January 2020 through March 31, 2024
Vocational Nurses and Psychiatric Technicians – Processing Times in Weeks

VN School Applications – Online

Month	Total 2024	Total 2023	Total 2022	Total 2021	Total 2020
Jan	1.4	0.7	1.3	3.4	0
Feb	2	1.3	1.3	1.4	0
Mar	1.9	1.5	1.1	1.1	0
Apr		2	1	0.9	0
May		1.3	1	0.75	0
June		0.9	1.5	1	0
Jul		0.4	1.4	0.6	0
Aug		0.3	1.3	0.7	0
Sep		1	1.3	1.25	0
Oct		0.4	1.6	0.8	0
Nov		2.3	1.6	0.6	1.6
Dec		1.7	0.9	0.9	1.25

PT School Applications – Online

Month	Total 2024	Total 2023	Total 2022	Total 2021	Total 2020
Jan	0.6	0.4	0.3	4	0.5
Feb	0.4	0.3	0.2	0.7	1.4
Mar	0.5	0.3	0	0.5	4.25
Apr		0.3	0.6	0	0
May		0.2	0.3	0.6	2
June		0.3	0.9	0.5	3.7
Jul		0.04	0.9	0.6	2.2
Aug		0.1	1.1	0.4	2
Sep		0.4	0.6	0.4	1.1
Oct		0.7	0.3	0.4	1
Nov		1.2	0.2	0.4	0.6
Dec		0.4	0.4	0.3	1.1

VN School Applications – In House

Month	Total 2024	Total 2023	Total 2022	Total 2021	Total 2020
Jan	2.1	2	0.6	1.3	0
Feb	0.3	1	1.2	0.3	0
Mar	0.5	0.1	0.2	0.6	0
Apr		0.2	1.2	0.4	0
May		0.4	1.3	0.4	0
June		0.4	1.5	0.1	0
Jul		1.3	0.7	0.4	0
Aug		1	0.6	0.7	0
Sep		1.2	0.3	0.3	0
Oct		0.3	0.8	0.3	0
Nov		1.3	0.7	0.5	1.6
Dec		0.3	0.7	0.2	1.25

PT School Applications – In House

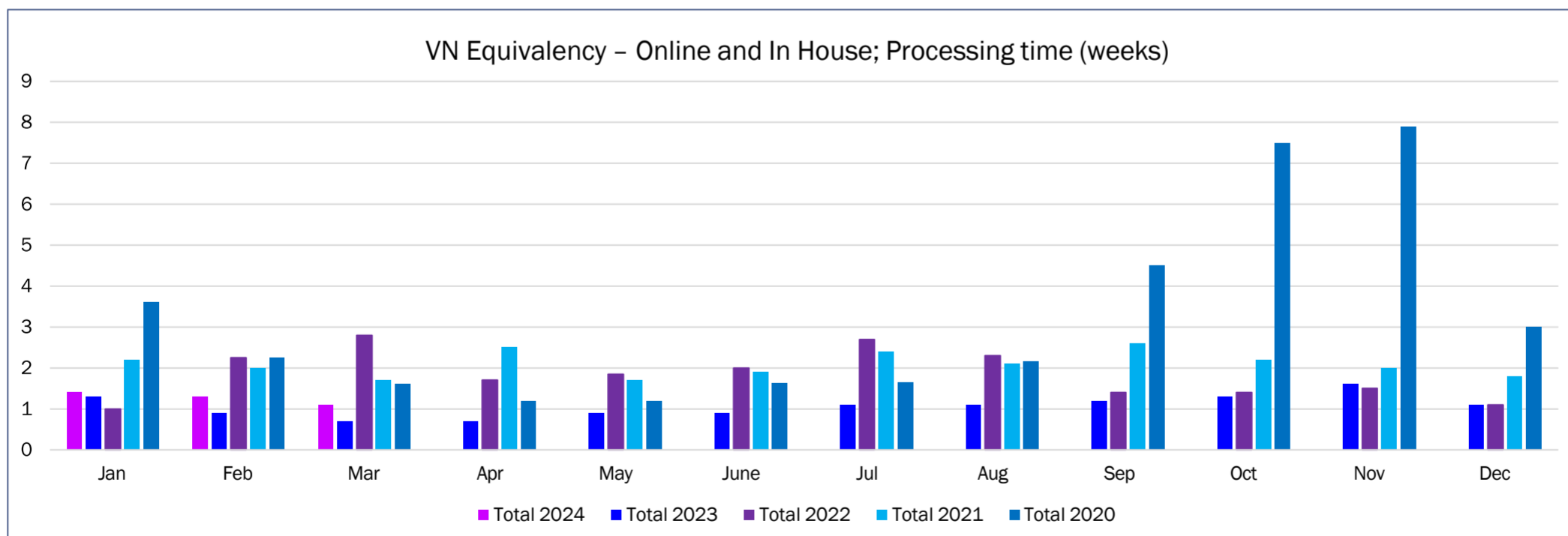
Month	Total 2024	Total 2023	Total 2022	Total 2021	Total 2020
Jan	0.1	0.1	0	0.3	0.3
Feb	0	0	0.3	0.1	2.3
Mar	0	0	0.1	0	4.25
Apr		0	0	0	0
May		0.1	0.7	0.4	0
June		0	0.3	0	0
Jul		0.6	0	0	0
Aug		0.5	0	0	0.5
Sep		0.4	0.09	0	0.1
Oct		0.2	0.4	0	0
Nov		0.3	0	0	0
Dec		0.3	0	0	0

PT Re-Examination

Month	Total 2024	Total 2023	Total 2022	Total 2021	Total 2020
Jan	1.4	2.3	0.5	2.2	0
Feb	1.4	0.8	0.5	0.5	0
Mar	1.1	0.6	1	1.1	0
Apr		1.8	1.2	0.6	0
May		0.5	0.8	0.6	0
June		0.3	0.8	1	0
Jul		0.6	2	1	0
Aug		0.7	1.5	0.6	0
Sep		0.7	1	0.6	0
Oct		1	0.8	0.4	3.2
Nov		1.3	2.1	1	2.75
Dec		1.3	0.8	0.3	0.9

PT Equivalency – Online and In House

Month	Total 2024	Total 2023	Total 2022	Total 2021	Total 2020
Jan	0	1	2.8	2.3	0
Feb	0	0	0	0.8	0.25
Mar	0	0	1	0	2.25
Apr		0.3	0.3	0	1.2
May		0	0.3	0.7	1.19
June		0.4	0.3	0.5	1.63
Jul		0.1	0	0.2	0
Aug		0.2	0.1	0.25	0
Sep		0.7	1	1.25	0
Oct		0.1	0	0.5	0.25
Nov		0	0	0	1.2
Dec		0.1	0	1	1.5



VN Verification – Online

Month	Total 2024	Total 2023	Total 2022	Total 2021	Total 2020
Jan	3.1	0.8	1.4	0.2	0.4
Feb	2.5	1.1	1.1	0.5	0.5
Mar	1.1	1.3	1.25	0.6	0.6
Apr		1.8	0.4	0.6	1
May		1.3	0.8	0.8	0.8
June		1.5	0.8	0.7	0.9
Jul		1.1	0.7	1.3	0.08
Aug		0	1.1	0.6	0.08
Sep		0.7	1.9	0	0.6
Oct		0.3	0.7	0.2	1.1
Nov		1.7	0.6	0.7	1
Dec		2.2	0.8	0.8	1.9

VN Verification – In House

Month	Total 2024	Total 2023	Total 2022	Total 2021	Total 2020
Jan	1.4	1.1	1.4	1.7	1.4
Feb	0.6	1.4	1.4	1.5	1.25
Mar	1.8	1.5	1.3	0.7	1.25
Apr		2.3	0.9	1.7	1.5
May		1	0.8	1.75	1.35
June		0.8	0.8	1.3	1.6
Jul		2	1.3	1.5	1.6
Aug		2.5	1.6	1.2	1.5
Sep		2.5	2.3	0.4	1.6
Oct		1	1	0.6	1.9
Nov		2.2	1.2	1.4	1.8
Dec		1.8	0.5	1.5	2.5

VN Endorsements – Online

Month	Total 2024	Total 2023	Total 2022	Total 2021	Total 2020
Jan	1.1	0.8	0.9	2.6	1
Feb	2.3	1.1	1	1.8	0.75
Mar	1.1	1.4	0.9	1.5	1
Apr		2.6	0.9	1.3	1
May		1.4	1.4	1.3	0.8
June		0.6	1.7	1.4	1
Jul		0	1.5	1.1	0.7
Aug		0	0.9	0.8	1.1
Sep		1	1.4	1	0.7
Oct		0.3	2	0.7	0.7
Nov		1.8	1.1	1.1	1.1
Dec		1.8	0.8	0.6	1.3

VN Endorsements – In House

Month	Total 2024	Total 2023	Total 2022	Total 2021	Total 2020
Jan	0	0.8	0.25	0	1
Feb	0	0.4	0.25	0	0.75
Mar	0	0	0	0	1
Apr		0	0.65	0	1
May		0	0	0	0.8
June		0.2	0	1	1
Jul		0.8	0	0	0
Aug		0.4	0	0	0
Sep		0.5	0	0.5	0
Oct		0.3	0	0.1	0
Nov		0	0	0.3	0
Dec		0	0	0	0

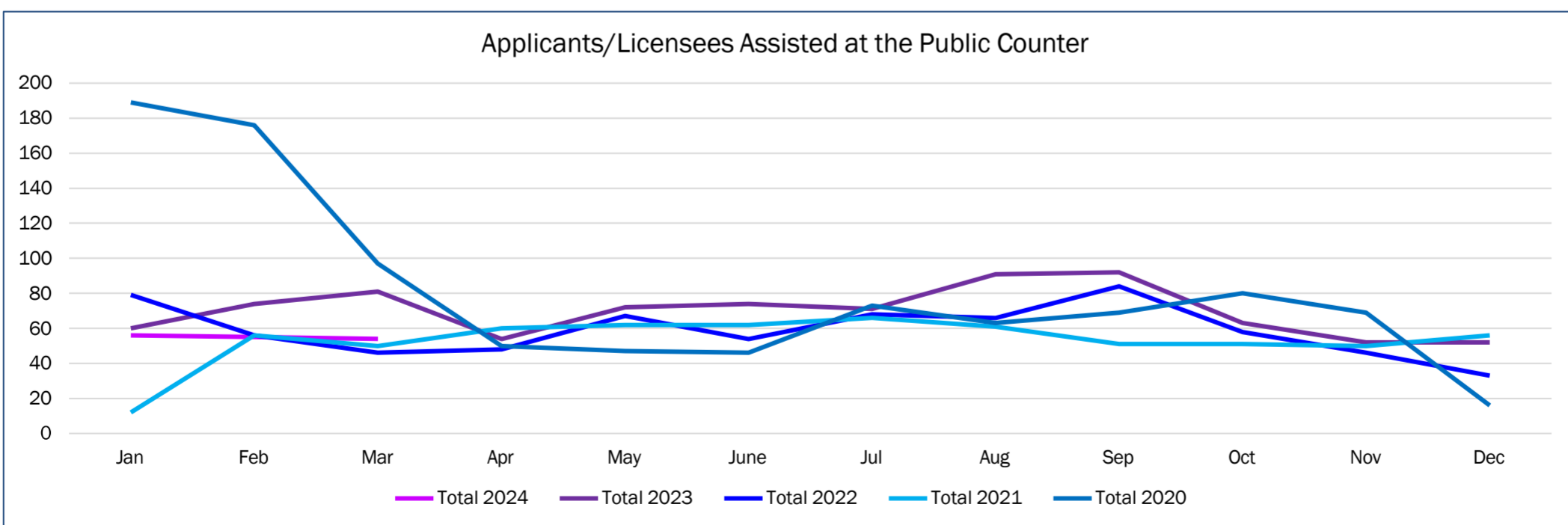
VN Initial Licensure

Month	Total 2024	Total 2023	Total 2022	Total 2021	Total 2020
Jan	0	0	0.5	0	0
Feb	0	0.07	0.03	0	0
Mar	0	0	0	0	0
Apr		0	0	0	0
May		0	0	0	0
June		0	0	0	0
Jul		0	0	0	0
Aug		0	0	0	0
Sep		0	0	0	0
Oct		0	0	0	0
Nov		0	0	0	0
Dec		0	0	0	0

PT Initial Licensure

Month	Total 2024	Total 2023	Total 2022	Total 2021	Total 2020
Jan	0	0	0	0	0
Feb	0	0	0	0	0
Mar	0	0	0	0	0
Apr		0	0	0	0
May		0	0	0	0
June		0	0	0	0
Jul		0	0	0	0
Aug		0	0	0	0
Sep		0	0	0	0
Oct		0	0	0	0
Nov		0	0	0	0
Dec		0	0	0	0

**BVNPT Licensing Division Statistics
January 2020 through March 31, 2024
Public Counter and Customer Service**



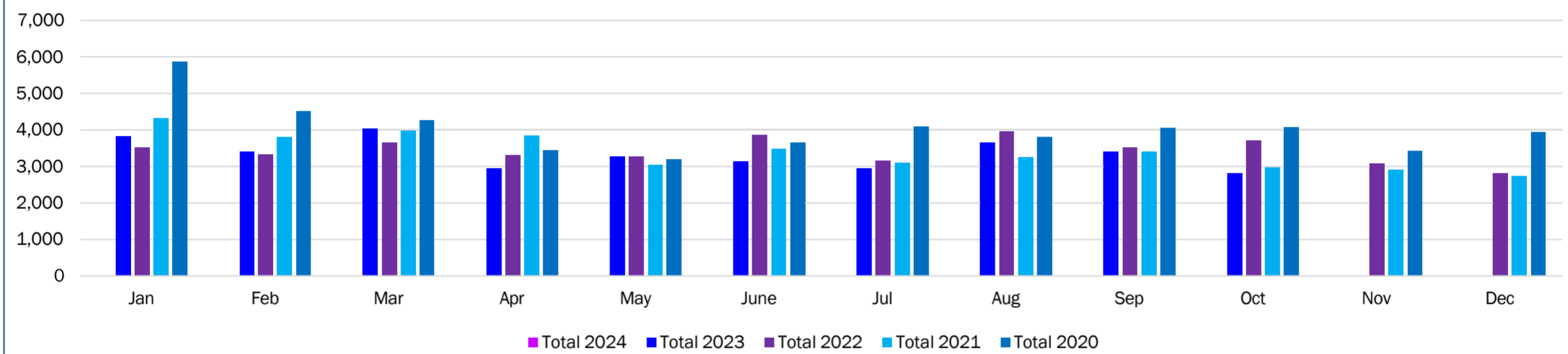
Temporary Licenses Issued at the Public Counter

Month	Total 2024	Total 2023	Total 2022	Total 2021	Total 2020
Jan	0	0	0	0	0
Feb	0	0	0	0	0
Mar	0	0	0	0	0
Apr		0	0	0	0
May		0	0	0	0
June		0	0	0	0
Jul		0	0	0	0
Aug		0	0	0	0
Sep		0	0	0	0
Oct		0	0	0	0
Nov		0	0	0	0
Dec		0	0	0	0
Total	0	0	0	0	0

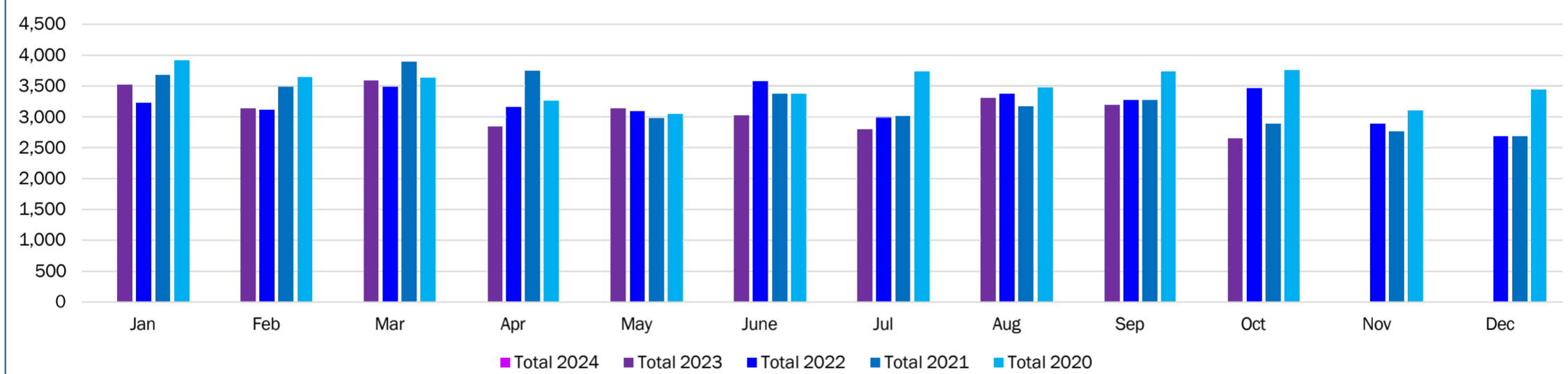
Incoming Emails to the General BVNPT Email Box

Month	Total 2024	Total 2023	Total 2022	Total 2021	Total 2020
Jan	2,415	1,577	1,313	1,671	1,279
Feb	1,748	1,481	1,367	1,502	1,004
Mar	1,799	1,690	1,601	1,442	1,544
Apr		1,436	1,520	1,214	1,477
May		1,503	1,367	1,302	994
June		1,348	1,678	1,271	1,443
Jul		1,401	1,486	1,504	1,370
Aug		1,635	1,616	1,433	1,311
Sep		1,742	1,405	1,416	1,410
Oct		2,098	1,030	1,435	1,257
Nov		1,713	1,125	1,004	1,034
Dec		1,484	1,245	1,119	977
Total	5,962	19,108	16,753	16,313	15,100

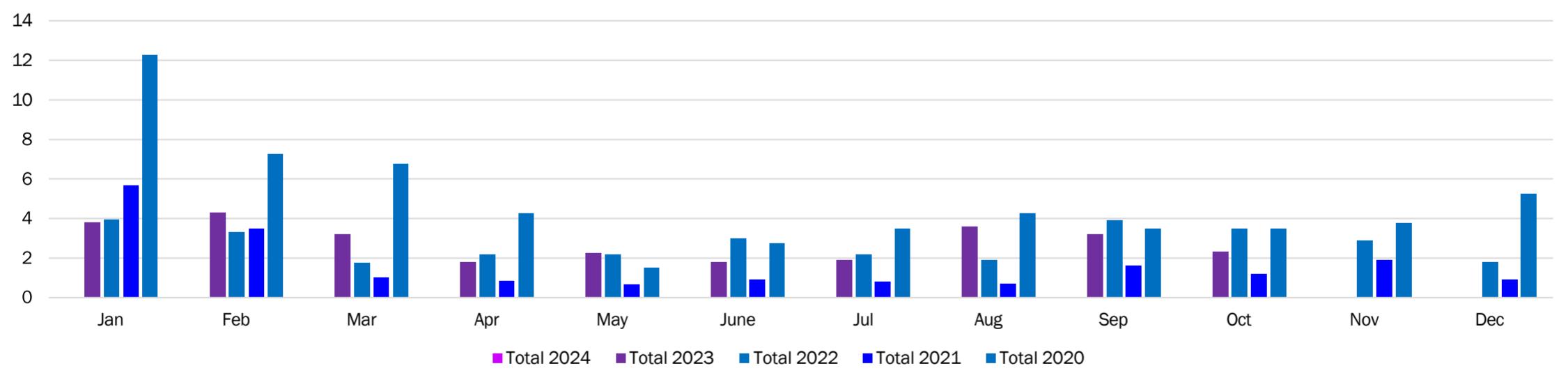
Incoming Telephone Calls



Incoming Calls Answered



Average Time on Hold in Minutes



Cashiering

In House Processed Payments - VN Renewal

Month	Total 2024	Total 2023	Total 2022	Total 2021	Total 2020
Jan	39	35	37	45	80
Feb	30	50	39	40	59
Mar	22	27	36	39	55
Apr		39	37	92	66
May		38	37	42	49
June		41	46	31	47
Jul		35	31	46	75
Aug		42	38	48	46
Sep		34	46	43	68
Oct		44	41	50	46
Nov		19	44	31	57
Dec		30	48	30	43
Total	91	434	480	537	691

Online Processed Payments - VN Renewal

Month	Total 2024	Total 2023	Total 2022	Total 2021	Total 2020
Jan	4,799	4,611	4,686	4,770	4,463
Feb	3,766	3,974	3,869	3,756	3,462
Mar	4,040	4,124	4,082	4,057	3,936
Apr		3,871	3,816	4,013	3,952
May		4,061	3,891	3,767	2,923
June		4,094	4,027	3,999	2,030
Jul		3,916	4,015	3,929	4,104
Aug		4,375	4,416	4,290	4,060
Sep		4,203	4,287	4,051	4,221
Oct		4,336	4,243	4,124	4,490
Nov		4,159	4,141	4,134	3,875
Dec		3,928	3,954	3,894	3,937
Total	12,605	49,652	49,427	48,784	45,453

In House Processed Payments - PT Renewal

Month	Total 2024	Total 2023	Total 2022	Total 2021	Total 2020
Jan	3	1	3	7	5
Feb	2	4	4	1	7
Mar	1	9	3	3	3
Apr		6	3	9	4
May		7	5	4	6
June		6	2	1	3
Jul		1	1	5	7
Aug		5	4	5	8
Sep		4	2	1	1
Oct		3	4	6	7
Nov		2	6	2	3
Dec		6	8	1	8
Total	6	54	45	45	62

Online Processed Payments - PT Renewal

Month	Total 2024	Total 2023	Total 2022	Total 2021	Total 2020
Jan	348	362	393	386	413
Feb	314	278	330	335	342
Mar	359	365	393	356	375
Apr		344	348	336	367
May		373	339	387	302
June		367	343	353	205
Jul		382	379	385	392
Aug		396	366	416	366
Sep		351	361	364	386
Oct		338	364	341	369
Nov		332	359	331	364
Dec		333	333	312	331
Total	1,021	4,221	4,308	4,302	4,212

In House Processed Payments - VN Examinations

Month	Total 2024	Total 2023	Total 2022	Total 2021	Total 2020
Jan	14	58	56	46	134
Feb	20	41	39	108	82
Mar	19	36	51	51	161
Apr		45	86	77	68
May		37	50	38	52
June		28	47	48	57
Jul		25	50	51	92
Aug		26	51	43	78
Sep		19	45	29	76
Oct		34	61	69	124
Nov		23	36	27	70
Dec		20	32	24	59
Total	53	392	604	611	1,053

Online Processed Payments - VN Examinations

Month	Total 2024	Total 2023	Total 2022	Total 2021	Total 2020
Jan	690	620	557	454	418
Feb	490	628	683	525	512
Mar	715	613	720	687	500
Apr		513	693	615	542
May		745	794	692	728
June		667	797	750	704
Jul		562	511	556	618
Aug		685	652	674	601
Sep		728	838	700	633
Oct		504	494	495	466
Nov		551	542	545	546
Dec		813	850	754	614
Total	1,895	7,629	8,131	7,447	6,882

In House Processed Payments - PT Examinations

Month	Total 2024	Total 2023	Total 2022	Total 2021	Total 2020
Jan	16	19	20	0	34
Feb	0	1	7	21	11
Mar	0	0	3	1	0
Apr		0	0	0	0
May		23	16	0	5
June		0	3	0	0
Jul		1	0	1	0
Aug		5	2	2	24
Sep		4	18	16	2
Oct		4	0	0	0
Nov		0	0	0	0
Dec		0	1	20	1
Total	16	57	70	61	77

Online Processed Payments - PT Examinations

Month	Total 2024	Total 2023	Total 2022	Total 2021	Total 2020
Jan	30	18	6	26	34
Feb	3	9	4	5	6
Mar	5	7	4	11	5
Apr		5	6	4	13
May		65	51	20	39
June		32	36	45	13
Jul		14	26	14	14
Aug		51	48	27	37
Sep		23	29	12	17
Oct		5	3	8	27
Nov		8	2	8	7
Dec		69	51	63	100
Total	38	306	266	243	312

In House Processed Payments - VN Reexaminations

Month	Total 2024	Total 2023	Total 2022	Total 2021	Total 2020
Jan	1	6	9	6	8
Feb	4	6	4	2	3
Mar	0	7	2	2	9
Apr		5	4	9	10
May		6	2	7	8
June		3	3	7	4
Jul		1	4	7	7
Aug		3	2	5	7
Sep		3	3	4	15
Oct		1	7	5	12
Nov		0	5	2	5
Dec		2	5	7	3
Total	5	43	50	63	91

Online Processed Payments - VN Reexaminations

Month	Total 2024	Total 2023	Total 2022	Total 2021	Total 2020
Jan	362	613	408	449	377
Feb	299	594	380	362	324
Mar	353	512	454	528	412
Apr		400	420	457	471
May		371	389	406	409
June		328	448	373	360
Jul		300	448	375	385
Aug		301	506	405	410
Sep		282	464	411	405
Oct		299	416	420	423
Nov		260	418	341	336
Dec		257	394	321	300
Total	1,014	4,517	5,145	4,848	4,612

In House Processed Payments - PT Reexaminations

Month	Total 2024	Total 2023	Total 2022	Total 2021	Total 2020
Jan	0	0	0	1	1
Feb	0	0	0	0	1
Mar	0	0	0	0	2
Apr		0	0	0	1
May		0	1	0	1
June		0	0	0	1
Jul		0	0	0	0
Aug		0	1	0	0
Sep		0	0	0	1
Oct		0	0	1	0
Nov		0	0	0	1
Dec		0	0	0	0
Total	0	0	2	2	9

Online Processed Payments - PT Reexaminations

Month	Total 2024	Total 2023	Total 2022	Total 2021	Total 2020
Jan	21	19	20	22	25
Feb	17	15	15	14	11
Mar	18	20	21	22	19
Apr		16	6	20	22
May		14	18	15	25
June		10	17	19	14
Jul		13	6	11	29
Aug		18	14	20	12
Sep		11	19	17	24
Oct		18	18	8	14
Nov		24	14	14	21
Dec		10	14	6	14
Total	56	188	182	188	230

In House Processed Payments - VN Interim Permit

Month	Total 2024	Total 2023	Total 2022	Total 2021	Total 2020
Jan	0	0	0	0	0
Feb	0	0	0	0	0
Mar	1	0	0	0	0
Apr		0	0	0	0
May		0	0	0	1
June		0	0	0	0
Jul		0	2	0	0
Aug		0	1	0	0
Sep		0	0	0	0
Oct		0	0	0	0
Nov		0	0	0	0
Dec		0	0	0	0
Total	1	0	3	0	1

Online Processed Payments - VN Interim Permit

Month	Total 2024	Total 2023	Total 2022	Total 2021	Total 2020
Jan	31	22	46	34	9
Feb	18	15	37	12	7
Mar	15	15	36	21	24
Apr		12	23	22	37
May		20	50	48	36
June		23	63	25	32
Jul		17	30	12	25
Aug		19	45	15	10
Sep		22	27	25	26
Oct		27	17	28	19
Nov		12	26	35	35
Dec		15	27	45	45
Total	64	219	427	322	305

In House Processed Payments - VN Verification

Month	Total 2024	Total 2023	Total 2022	Total 2021	Total 2020
Jan	19	34	19	30	31
Feb	21	29	30	29	39
Mar	6	32	20	47	25
Apr		34	21	59	30
May		23	20	34	31
June		27	22	38	30
Jul		28	23	27	30
Aug		24	22	32	37
Sep		16	30	25	40
Oct		27	33	29	36
Nov		10	29	14	32
Dec		12	31	21	30
Total	46	296	300	385	391

Online Processed Payments - VN Verification

Month	Total 2024	Total 2023	Total 2022	Total 2021	Total 2020
Jan	166	172	190	151	112
Feb	157	139	194	124	110
Mar	190	205	209	253	110
Apr		193	220	195	93
May		212	198	180	122
June		193	204	216	102
Jul		169	224	200	121
Aug		182	205	228	127
Sep		179	174	217	117
Oct		171	194	155	147
Nov		143	132	172	144
Dec		131	153	165	163
Total	513	2,089	2,297	2,256	1,468

In House Processed Payments - VN Initial Licensure

Month	Total 2024	Total 2023	Total 2022	Total 2021	Total 2020
Jan	3	2	0	0	1
Feb	0	1	0	3	2
Mar	3	2	2	3	2
Apr		1	0	7	2
May		0	4	1	4
June		0	0	3	0
Jul		3	6	1	0
Aug		1	3	2	1
Sep		8	3	1	4
Oct		2	1	0	3
Nov		3	1	1	1
Dec		3	2	2	0
Total	6	26	22	24	20

Online Processed Payments - VN Initial Licensure

Month	Total 2024	Total 2023	Total 2022	Total 2021	Total 2020
Jan	788	773	489	548	510
Feb	664	634	509	500	454
Mar	877	955	759	626	534
Apr		738	654	616	464
May		563	595	576	413
June		724	639	579	582
Jul		709	672	689	686
Aug		718	659	581	643
Sep		681	569	541	649
Oct		772	689	591	647
Nov		672	617	561	499
Dec		581	719	582	441
Total	2,329	8,520	7,570	6,990	6,522

In House Processed Payments - PT Initial Licensure

Month	Total 2024	Total 2023	Total 2022	Total 2021	Total 2020
Jan	0	0	0	0	0
Feb	0	0	0	0	0
Mar	0	0	0	0	2
Apr		0	0	0	0
May		0	0	0	0
June		0	0	0	0
Jul		0	0	1	0
Aug		0	0	2	0
Sep		0	0	0	0
Oct		0	0	0	0
Nov		0	0	0	0
Dec		0	0	0	0
Total	0	0	0	3	2

Online Processed Payments - PT Initial Licensure

Month	Total 2024	Total 2023	Total 2022	Total 2021	Total 2020
Jan	13	17	14	40	17
Feb	36	43	20	43	26
Mar	18	29	39	36	33
Apr		12	14	26	17
May		8	9	21	32
June		25	13	15	21
Jul		50	34	19	24
Aug		18	32	32	32
Sep		23	15	19	21
Oct		37	16	26	35
Nov		25	41	18	18
Dec		11	19	15	12
Total	67	298	266	310	288

