



<b>DATE</b>	July 17, 2023
<b>TO</b>	Board Members
<b>FROM</b>	Shelley Brown Licensing Manager
<b>SUBJECT</b>	Licensing Division Report

**STAFFING UPDATE:**

Since the last Board Meeting, we filled a Supervising Program Technician II (SPT II) vacancy in the Licensing Division. We currently have six vacancies in the Licensing Division, five Program Technician II positions and one Staff Services Analyst position. We have been conducting interviews and hope to fill all vacancies soon.

**LICENSING STATISTICS:**

The Licensing Division Statistical Data – Executive Summary is included with the Board materials. These comprehensive Licensing statistics cover activity from January 1, 2019, through June 30, 2023.

The Licensing Technicians continue to do an amazing job. April 2023 through June 2023, on the inquiry phone line, we maintained an average 96% caller assist rate with an average wait time of under two minutes. During the same time our average processing time for initial applications was less than two weeks.

**CE AUDIT UPDATE:**

We hope to resume continuing education (CE) audits when staffing levels allow. CE audits were suspended due to COVID-19 and the Governor’s Executive Order N-39-20, which included a temporary waiver of the continuing education requirement for individuals whose active licenses expired between March 31, 2020, and October 31, 2021.



**BOARD OF VOCATIONAL NURSING  
AND PSYCHIATRIC TECHNICIANS**

**Licensing Division  
Statistical Data**

January 1, 2019 through June 30, 2023

**Executive Summary**

**BVNPT Licensing Division Statistics**  
**January 2019 through June 30, 2023**  
**Vocational Nurses and Psychiatric Technicians**

**VN Examination Request Received**

Month	Total 2023	Total 2022	Total 2021	Total 2020	Total 2019
Jan	659	510	499	474	439
Feb	775	687	657	759	563
Mar	756	750	797	511	499
Apr	525	769	707	627	519
May	958	905	678	764	884
June	784	821	690	792	543
Jul		571	578	663	616
Aug		876	639	774	867
Sep		971	762	795	617
Oct		477	641	644	556
Nov		487	624	665	565
Dec		692	761	769	662
<b>Total</b>	<b>4,457</b>	<b>8,516</b>	<b>8,033</b>	<b>8,237</b>	<b>7,330</b>

**PT Examination Requests Received**

Month	Total 2023	Total 2022	Total 2021	Total 2020	Total 2019
Jan	35	28	44	65	55
Feb	12	6	6	27	16
Mar	9	2	17	3	9
Apr	5	13	6	16	6
May	88	66	40	42	90
June	33	37	44	13	42
Jul		22	15	16	33
Aug		51	28	63	52
Sep		47	27	15	35
Oct		3	8	28	9
Nov		1	8	7	7
Dec		51	82	102	68
<b>Total</b>	<b>182</b>	<b>327</b>	<b>325</b>	<b>397</b>	<b>422</b>

**VN Examination Retakes Received**

Month	Total 2023	Total 2022	Total 2021	Total 2020	Total 2019
Jan	617	416	455	356	292
Feb	601	384	361	311	328
Mar	513	455	537	396	462
Apr	403	424	458	450	394
May	376	390	414	389	376
June	330	450	380	348	332
Jul		450	377	389	337
Aug		505	411	426	346
Sep		465	416	408	321
Oct		422	425	431	310
Nov		419	344	340	289
Dec		397	324	302	232
<b>Total</b>	<b>2,840</b>	<b>5,177</b>	<b>4,902</b>	<b>4,546</b>	<b>4,019</b>

**PT Examination Retakes Received**

Month	Total 2023	Total 2022	Total 2021	Total 2020	Total 2019
Jan	19	20	23	24	19
Feb	15	15	14	12	20
Mar	20	21	24	18	29
Apr	16	13	19	22	27
May	14	18	15	25	23
June	10	17	19	15	17
Jul		6	11	29	18
Aug		15	20	13	21
Sep		19	17	24	28
Oct		18	9	15	15
Nov		14	14	20	28
Dec		14	6	14	15
<b>Total</b>	<b>94</b>	<b>190</b>	<b>191</b>	<b>231</b>	<b>260</b>

**VN Interim Permits Issued**

Month	Total 2023	Total 2022	Total 2021	Total 2020	Total 2019
Jan	15	22	22	1	8
Feb	7	13	8	1	9
Mar	3	15	5	0	5
Apr	12	9	9	8	4
May	14	18	14	19	7
June	23	15	18	19	14
Jul		21	6	8	5
Aug		35	6	7	5
Sep		17	9	10	14
Oct		8	16	8	2
Nov		17	22	12	0
Dec		9	14	21	1
<b>Total</b>	<b>74</b>	<b>199</b>	<b>149</b>	<b>114</b>	<b>74</b>

**PT Interim Permits Issued**

Month	Total 2023	Total 2022	Total 2021	Total 2020	Total 2019
Jan	0	0	2	0	0
Feb	0	0	1	0	0
Mar	0	0	1	0	0
Apr	0	0	0	0	0
May	0	1	0	0	16
June	0	8	0	10	0
Jul		1	0	2	1
Aug		1	1	0	1
Sep		1	0	0	0
Oct		0	1	0	0
Nov		0	0	0	0
Dec		0	0	10	0
<b>Total</b>	<b>0</b>	<b>12</b>	<b>6</b>	<b>22</b>	<b>18</b>

**VN Examination Results**

Month	Total 2023	Total 2022	Total 2021	Total 2020	Total 2019
Jan	689	699	806	608	753
Feb	642	845	905	702	835
Mar	1,109	1,064	990	492	838
Apr	379	907	994	568	807
May	471	966	804	769	796
June	715	1,000	984	903	761
Jul		1,014	975	1,056	902
Aug		1,035	877	1,008	835
Sep		982	898	1,094	849
Oct		750	896	1,073	989
Nov		646	801	743	734
Dec		782	930	723	754
<b>Total</b>	<b>4,005</b>	<b>10,690</b>	<b>10,860</b>	<b>9,739</b>	<b>9,853</b>

**PT Examination Results**

Month	Total 2023	Total 2022	Total 2021	Total 2020	Total 2019
Jan	16	44	54	36	40
Feb	49	37	64	37	85
Mar	31	59	44	37	35
Apr	8	30	55	29	42
May	8	22	42	47	41
June	40	51	39	37	42
Jul		44	33	53	62
Aug		51	45	54	70
Sep		26	45	53	78
Oct		35	38	63	72
Nov		42	34	39	57
Dec		17	33	48	39
<b>Total</b>	<b>152</b>	<b>458</b>	<b>526</b>	<b>533</b>	<b>663</b>

**VN Initial Applications Received**

Month	Total 2023	Total 2022	Total 2021	Total 2020	Total 2019
Jan	776	490	548	514	491
Feb	646	510	507	456	568
Mar	965	768	637	538	560
Apr	740	657	619	466	582
May	566	599	578	417	507
June	729	640	583	582	584
Jul		681	692	686	684
Aug		667	581	644	612
Sep		577	542	653	554
Oct		699	594	653	681
Nov		621	562	500	557
Dec		723	584	442	509
<b>Total</b>	<b>4,422</b>	<b>7,632</b>	<b>7,027</b>	<b>6,551</b>	<b>6,889</b>

**PT Initial Applications Received**

Month	Total 2023	Total 2022	Total 2021	Total 2020	Total 2019
Jan	17	14	40	17	22
Feb	43	22	43	26	64
Mar	29	39	36	35	53
Apr	12	14	26	17	28
May	8	9	21	32	17
June	25	13	15	21	15
Jul		34	20	23	40
Aug		32	33	32	30
Sep		15	19	21	53
Oct		16	26	35	53
Nov		41	18	18	26
Dec		19	15	12	26
<b>Total</b>	<b>134</b>	<b>268</b>	<b>312</b>	<b>289</b>	<b>427</b>

**VN Endorsements Received**

Month	Total 2023	Total 2022	Total 2021	Total 2020	Total 2019
Jan	92	188	107	46	35
Feb	72	139	78	37	44
Mar	74	105	112	44	49
Apr	65	99	80	40	49
May	74	111	104	36	52
June	59	157	150	52	47
Jul		81	102	63	54
Aug		93	117	86	73
Sep		99	113	57	48
Oct		55	94	57	56
Nov		70	100	59	63
Dec		86	73	72	35
<b>Total</b>	<b>436</b>	<b>1,283</b>	<b>1,230</b>	<b>649</b>	<b>605</b>

**PT Endorsements Received**

Month	Total 2023	Total 2022	Total 2021	Total 2020	Total 2019
Jan	0	0	0	0	0
Feb	0	0	0	0	0
Mar	0	0	0	0	0
Apr	0	0	0	0	0
May	0	0	0	0	0
June	0	0	0	0	1
Jul		0	0	0	1
Aug		0	0	0	0
Sep		0	0	0	0
Oct		0	0	1	0
Nov		0	0	0	0
Dec		0	0	0	1
<b>Total</b>	<b>0</b>	<b>0</b>	<b>0</b>	<b>1</b>	<b>3</b>

**VN Verification Letters Received**

Month	Total 2023	Total 2022	Total 2021	Total 2020	Total 2019
Jan	188	207	202	167	125
Feb	145	205	168	168	140
Mar	222	217	282	144	177
Apr	200	232	226	138	158
May	214	200	200	172	178
June	197	210	246	152	172
Jul		228	216	174	200
Aug		213	252	171	174
Sep		194	240	157	155
Oct		197	177	185	181
Nov		141	176	162	123
Dec		158	172	187	136
<b>Total</b>	<b>1166</b>	<b>2,402</b>	<b>2,557</b>	<b>1,977</b>	<b>1,919</b>

**PT Verification Letters Received**

Month	Total 2023	Total 2022	Total 2021	Total 2020	Total 2019
Jan	2	2	2	0	1
Feb	1	0	0	0	1
Mar	2	1	2	0	1
Apr	1	2	0	2	1
May	1	2	1	0	0
June	0	1	1	0	0
Jul		2	1	1	0
Aug		0	0	2	2
Sep		1	1	1	0
Oct		2	2	2	1
Nov		1	1	0	0
Dec		2	2	0	0
<b>Total</b>	<b>7</b>	<b>16</b>	<b>13</b>	<b>8</b>	<b>7</b>

**VN Licenses Issued**

Month	Total 2023	Total 2022	Total 2021	Total 2020	Total 2019
Jan	776	471	519	511	544
Feb	646	509	502	463	499
Mar	962	740	637	515	573
Apr	806	681	648	490	589
May	595	588	542	383	548
June	725	662	616	617	624
Jul		659	675	681	699
Aug		713	599	630	606
Sep		569	540	636	533
Oct		715	583	662	694
Nov		617	576	519	546
Dec		691	597	452	531
<b>Total</b>	<b>4,510</b>	<b>7,615</b>	<b>7,034</b>	<b>6,559</b>	<b>6,986</b>

**PT Licenses Issued**

Month	Total 2023	Total 2022	Total 2021	Total 2020	Total 2019
Jan	17	14	36	13	19
Feb	43	20	46	39	66
Mar	29	40	38	36	55
Apr	11	15	25	18	26
May	10	9	23	32	15
June	26	13	14	22	15
Jul		35	21	22	36
Aug		32	32	30	29
Sep		13	19	23	54
Oct		19	27	36	61
Nov		41	17	18	23
Dec		17	16	12	22
<b>Total</b>	<b>136</b>	<b>268</b>	<b>314</b>	<b>301</b>	<b>421</b>

**VN Renewals Completed**

Month	Total 2023	Total 2022	Total 2021	Total 2020	Total 2019
Jan	4,640	4,651	4,773	4,526	4,297
Feb	3,994	3,882	3,804	3,667	3,808
Mar	4,133	4,144	4,093	3,882	3,705
Apr	3,886	3,867	4,097	4,388	3,720
May	4,118	3,806	3,816	3,648	3,842
June	4,095	4,062	4,025	3,785	3,720
Jul		4,043	3,984	4,153	3,984
Aug		4,430	4,333	4,123	4,174
Sep		4,305	4,092	4,280	3,949
Oct		4,273	4,158	4,541	4,242
Nov		4,157	4,167	3,907	4,127
Dec		3,973	3,919	4,009	3,752
<b>Total</b>	<b>24,866</b>	<b>49,593</b>	<b>49,261</b>	<b>48,909</b>	<b>47,320</b>

**PT Renewals Completed**

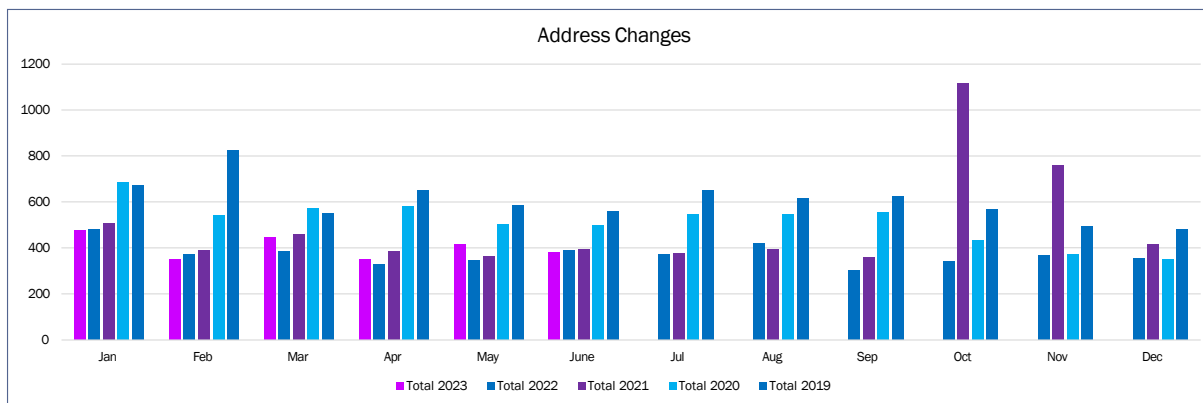
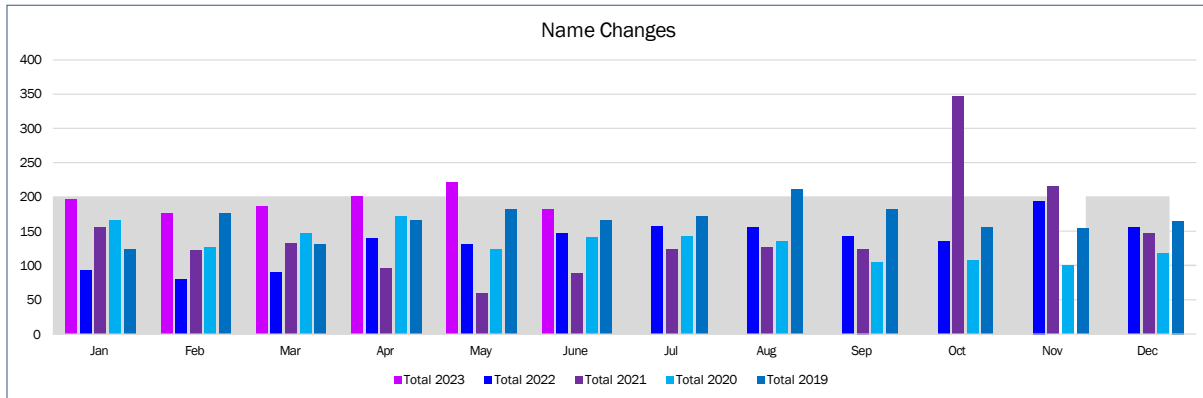
Month	Total 2023	Total 2022	Total 2021	Total 2020	Total 2019
Jan	362	391	396	420	391
Feb	281	333	335	336	324
Mar	373	394	360	362	366
Apr	347	353	344	399	348
May	377	345	390	348	403
June	369	345	355	365	347
Jul		377	390	394	425
Aug		370	421	373	391
Sep		363	365	389	348
Oct		366	345	379	367
Nov		359	334	368	345
Dec		338	313	339	345
<b>Total</b>	<b>2,109</b>	<b>4,334</b>	<b>4,348</b>	<b>4,472</b>	<b>4,400</b>

**VN Equivalency Applications Received - Online and In House**

Month	Total 2023	Total 2022	Total 2021	Total 2020	Total 2019
Jan	145	164	155	133	75
Feb	135	160	136	107	99
Mar	137	184	181	123	103
Apr	118	204	155	115	140
May	134	148	150	126	109
June	120	144	144	127	95
Jul		144	135	154	138
Aug		154	122	129	132
Sep		166	167	139	100
Oct		112	185	166	107
Nov		90	134	114	118
Dec		93	153	114	104
<b>Total</b>	<b>789</b>	<b>1,763</b>	<b>1,817</b>	<b>1,547</b>	<b>1,320</b>

**PT Equivalency Applications Received - Online and In House**

Month	Total 2023	Total 2022	Total 2021	Total 2020	Total 2019
Jan	0	4	2	8	0
Feb	1	1	2	1	1
Mar	1	1	0	0	1
Apr	0	4	1	2	3
May	1	1	5	1	1
June	1	1	1	1	5
Jul		0	1	2	1
Aug		2	0	3	0
Sep		1	4	1	3
Oct		0	0	3	4
Nov		0	2	3	3
Dec		1	7	0	2
<b>Total</b>	<b>4</b>	<b>16</b>	<b>25</b>	<b>25</b>	<b>24</b>



**BVNPT Licensing Division Statistics**  
**January 2019 through June 30, 2023**  
**Vocational Nurses and Psychiatric Technicians – Processing Times in Weeks**

**VN School Applications – Online**

Month	Total 2023	Total 2022	Total 2021	Total 2020	Total 2019
Jan	0.7	1.3	3.4	0	0.21
Feb	1.3	1.3	1.4	0	0
Mar	1.5	1.1	1.1	0	0
Apr	2	1	0.9	0	0
May	1.3	1	0.75	0	0
June	0.9	1.5	1	0	0.1
Jul		1.4	0.6	0	0
Aug		1.3	0.7	0	0
Sep		1.3	1.25	0	0
Oct		1.6	0.8	0	0
Nov		1.6	0.6	1.6	0
Dec		0.9	0.9	1.25	0

**PT School Applications – Online**

Month	Total 2023	Total 2022	Total 2021	Total 2020	Total 2019
Jan	0.4	0.3	4	0.5	0.3
Feb	0.3	0.2	0.7	1.4	0
Mar	0.3	0	0.5	4.25	0.1
Apr	0.3	0.6	0	0	0
May	0.2	0.3	0.6	2	0
June	0.3	0.9	0.5	3.7	0
Jul		0.9	0.6	2.2	0
Aug		1.1	0.4	2	0
Sep		0.6	0.4	1.1	0
Oct		0.3	0.4	1	0
Nov		0.2	0.4	0.6	0
Dec		0.4	0.3	1.1	0

**VN School Applications – In House**

Month	Total 2023	Total 2022	Total 2021	Total 2020	Total 2019
Jan	2	0.6	1.3	0	0.1
Feb	1	1.2	0.3	0	0.25
Mar	0.1	0.2	0.6	0	0.1
Apr	0.2	1.2	0.4	0	0
May	0.4	1.3	0.4	0	0
June	0.4	1.5	0.1	0	0.1
Jul		0.7	0.4	0	0
Aug		0.6	0.7	0	0
Sep		0.3	0.3	0	0
Oct		0.8	0.3	0	0
Nov		0.7	0.5	1.6	0
Dec		0.7	0.2	1.25	0

**PT School Applications – In House**

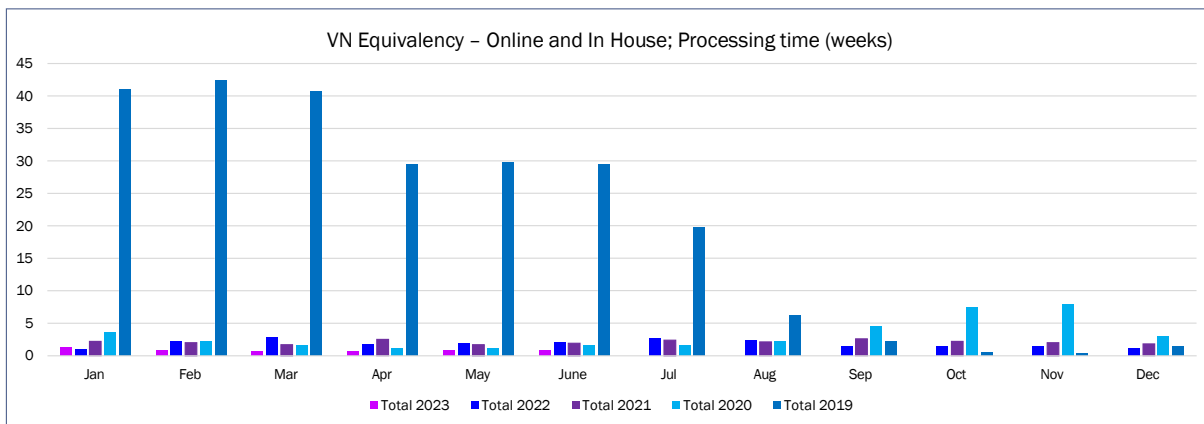
Month	Total 2023	Total 2022	Total 2021	Total 2020	Total 2019
Jan	0.1	0	0.3	0.3	0
Feb	0	0.3	0.1	2.3	0
Mar	0	0.1	0	4.25	0.1
Apr	0	0	0	0	0
May	0.1	0.7	0.4	0	0
June	0	0.3	0	0	0
Jul		0	0	0	0
Aug		0	0	0.5	0
Sep		0.09	0	0.1	0
Oct		0.4	0	0	0
Nov		0	0	0	0
Dec		0	0	0	0

**PT Re-Examination**

Month	Total 2023	Total 2022	Total 2021	Total 2020	Total 2019
Jan	2.3	0.5	2.2	0	0
Feb	0.8	0.5	0.5	0	0
Mar	0.6	1	1.1	0	0
Apr	1.8	1.2	0.6	0	0
May	0.5	0.8	0.6	0	0
June	0.3	0.8	1	0	0
Jul		2	1	0	0
Aug		1.5	0.6	0	0
Sep		1	0.6	0	0
Oct		0.8	0.4	3.2	0
Nov		2.1	1	2.75	0
Dec		0.8	0.3	0.9	0

**PT Equivalency – Online and In House**

Month	Total 2023	Total 2022	Total 2021	Total 2020	Total 2019
Jan	1	2.8	2.3	0	0
Feb	0	0	0.8	0.25	0
Mar	0	1	0	2.25	0.1
Apr	0.3	0.3	0	1.2	0
May	0	0.3	0.7	1.19	0
June	0.4	0.3	0.5	1.63	0
Jul		0	0.2	0	0
Aug		0.1	0.25	0	0
Sep		1	1.25	0	0
Oct		0	0.5	0.25	0
Nov		0	0	1.2	0
Dec		0	1	1.5	0



**VN Verification – Online**

Month	Total 2023	Total 2022	Total 2021	Total 2020	Total 2019
Jan	0.8	1.4	0.2	0.4	0.7
Feb	1.1	1.1	0.5	0.5	0.75
Mar	1.3	1.25	0.6	0.6	0.25
Apr	1.8	0.4	0.6	1	0.75
May	1.3	0.8	0.8	0.8	0.6
June	1.5	0.8	0.7	0.9	0.9
Jul		0.7	1.3	0.08	0.25
Aug		1.1	0.6	0.08	0.6
Sep		1.9	0	0.6	0
Oct		0.7	0.2	1.1	0.75
Nov		0.6	0.7	1	1.5
Dec		0.8	0.8	1.9	0.85

**VN Verification – In House**

Month	Total 2023	Total 2022	Total 2021	Total 2020	Total 2019
Jan	1.1	1.4	1.7	1.4	1.84
Feb	1.4	1.4	1.5	1.25	1.3
Mar	1.5	1.3	0.7	1.25	2.22
Apr	2.3	0.9	1.7	1.5	2
May	1	0.8	1.75	1.35	1.6
June	0.8	0.8	1.3	1.6	1.25
Jul		1.3	1.5	1.6	1.25
Aug		1.6	1.2	1.5	1.25
Sep		2.3	0.4	1.6	1.25
Oct		1	0.6	1.9	1.5
Nov		1.2	1.4	1.8	1
Dec		0.5	1.5	2.5	1.25

**VN Endorsements – Online**

Month	Total 2023	Total 2022	Total 2021	Total 2020	Total 2019
Jan	0.8	0.9	2.6	1	0.75
Feb	1.1	1	1.8	0.75	0.75
Mar	1.4	0.9	1.5	1	0.5
Apr	2.6	0.9	1.3	1	0.42
May	1.4	1.4	1.3	0.8	0.57
June	0.6	1.7	1.4	1	0.8
Jul		1.5	1.1	0.7	0.8
Aug		0.9	0.8	1.1	0.4
Sep		1.4	1	0.7	0.25
Oct		2	0.7	0.7	0.5
Nov		1.1	1.1	1.1	0
Dec		0.8	0.6	1.3	0.8

**VN Endorsements – In House**

Month	Total 2023	Total 2022	Total 2021	Total 2020	Total 2019
Jan	0.8	0.25	0	1	0.74
Feb	0.4	0.25	0	0.75	0.75
Mar	0	0	0	1	0.5
Apr	0	0.65	0	1	0.42
May	0	0	0	0.8	0.5
June	0.2	0	1	1	0.8
Jul		0	0	0	0.8
Aug		0	0	0	0.4
Sep		0	0.5	0	0.25
Oct		0	0.1	0	0.5
Nov		0	0.3	0	0
Dec		0	0	0	0.8

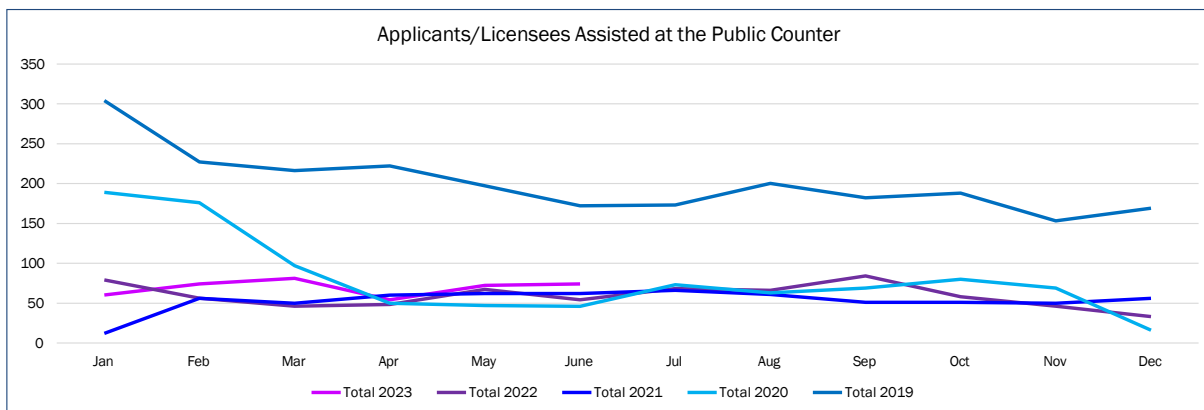
**VN Initial Licensure**

Month	Total 2023	Total 2022	Total 2021	Total 2020	Total 2019
Jan	0	0.5	0	0	0.8
Feb	0.07	0.03	0	0	0.4
Mar	0	0	0	0	0
Apr	0	0	0	0	1.14
May	0	0	0	0	0.15
June	0	0	0	0	0.25
Jul		0	0	0	0.25
Aug		0	0	0	0
Sep		0	0	0	0
Oct		0	0	0	0
Nov		0	0	0	0
Dec		0	0	0	0

**PT Initial Licensure**

Month	Total 2023	Total 2022	Total 2021	Total 2020	Total 2019
Jan	0	0	0	0	0
Feb	0	0	0	0	0
Mar	0	0	0	0	0
Apr	0	0	0	0	0
May	0	0	0	0	0
June	0	0	0	0	0
Jul		0	0	0	0
Aug		0	0	0	0
Sep		0	0	0	0
Oct		0	0	0	0
Nov		0	0	0	0
Dec		0	0	0	0

**BVNPT Licensing Division Statistics  
January 2019 through June 30, 2023  
Public Counter and Customer Service**



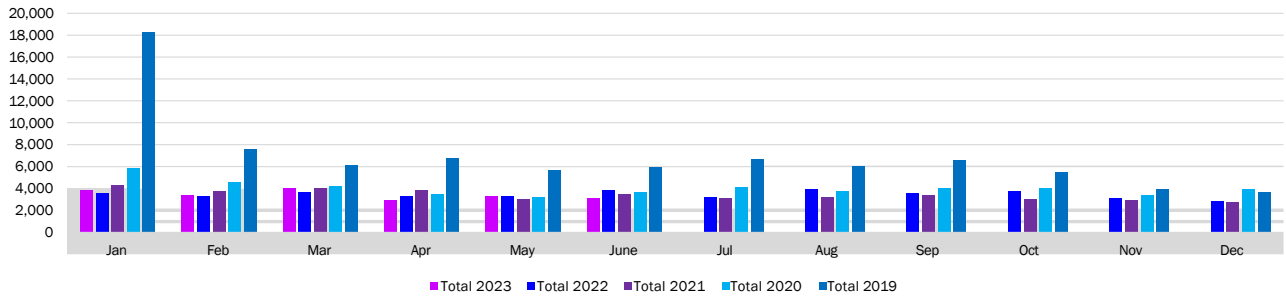
Temporary Licenses Issued at the Public Counter

Month	Total 2023	Total 2022	Total 2021	Total 2020	Total 2019
Jan	0	0	0	0	1
Feb	0	0	0	0	1
Mar	0	0	0	0	0
Apr	0	0	0	0	0
May	0	0	0	0	0
June	0	0	0	0	0
Jul		0	0	0	0
Aug		0	0	0	0
Sep		0	0	0	0
Oct		0	0	0	0
Nov		0	0	0	0
Dec		0	0	0	0
<b>Total</b>	<b>0</b>	<b>0</b>	<b>0</b>	<b>0</b>	<b>2</b>

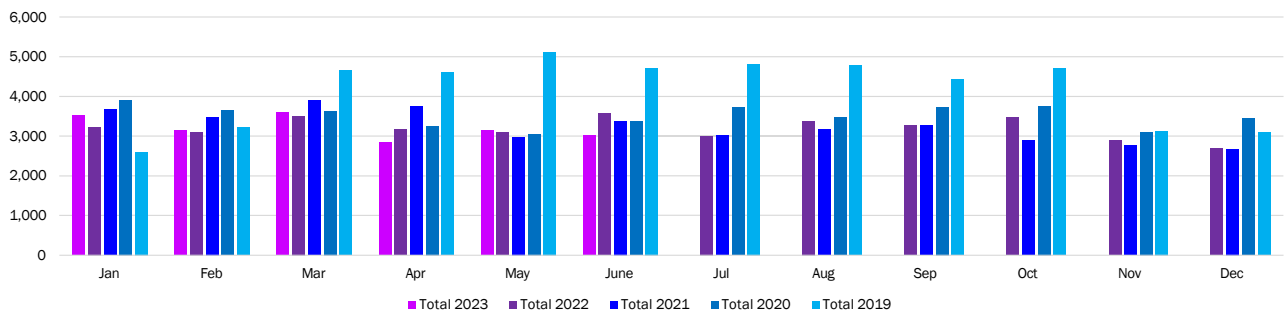
Incoming Emails to the General BVNPT Email Box

Month	Total 2023	Total 2022	Total 2021	Total 2020	Total 2019
Jan	1,577	1,313	1,671	1,279	2,594
Feb	1,481	1,367	1,502	1,004	1,551
Mar	1,690	1,601	1,442	1,544	1,279
Apr	1,436	1,520	1,214	1,477	1,154
May	1,503	1,367	1,302	994	1,070
June	1,348	1,678	1,271	1,443	1,120
Jul		1,486	1,504	1,370	982
Aug		1,616	1,433	1,311	1,016
Sep		1,405	1,416	1,410	1,305
Oct		1,030	1,435	1,257	1,685
Nov		1,125	1,004	1,034	662
Dec		1,245	1,119	977	1,047
<b>Total</b>	<b>9,035</b>	<b>16,753</b>	<b>16,313</b>	<b>15,100</b>	<b>15,465</b>

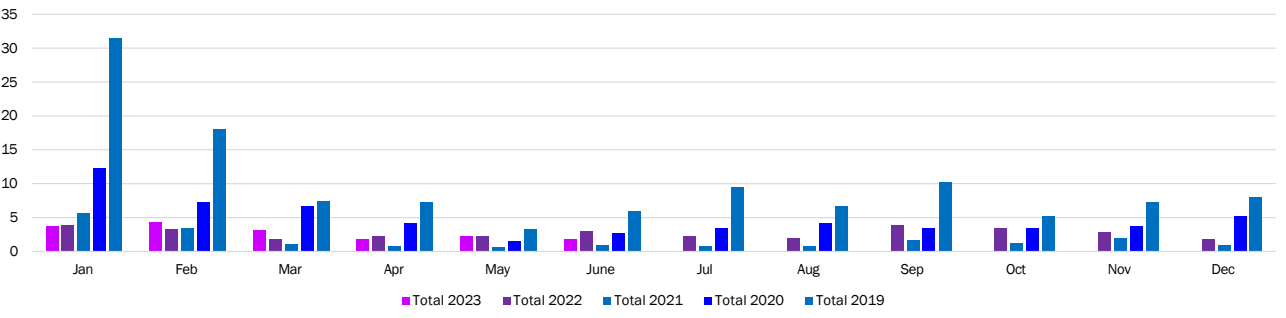
Incoming Telephone Calls



Incoming Calls Answered



Average Time on Hold in Minutes





## Cashiering

### In House Processed Payments - VN Renewal

Month	Total 2023	Total 2022	Total 2021	Total 2020	Total 2019
Jan	35	37	45	80	141
Feb	50	39	40	59	106
Mar	27	36	39	55	94
Apr	39	37	92	66	107
May	38	37	42	49	132
June	41	46	31	47	243
Jul		31	46	75	124
Aug		38	48	46	96
Sep		46	43	68	79
Oct		41	50	46	85
Nov		44	31	57	75
Dec		48	30	43	80
<b>Total</b>	<b>230</b>	<b>480</b>	<b>537</b>	<b>691</b>	<b>1,362</b>

### Online Processed Payments - VN Renewal

Month	Total 2023	Total 2022	Total 2021	Total 2020	Total 2019
Jan	4,611	4,686	4,770	4,463	4,092
Feb	3,974	3,869	3,756	3,462	3,680
Mar	4,124	4,082	4,057	3,936	3,717
Apr	3,871	3,816	4,013	3,952	3,680
May	4,061	3,891	3,767	2,923	3,081
June	4,094	4,027	3,999	2,030	2,204
Jul		4,015	3,929	4,104	3,746
Aug		4,416	4,290	4,060	4,108
Sep		4,287	4,051	4,221	3,873
Oct		4,243	4,124	4,490	4,165
Nov		4,141	4,134	3,875	3,718
Dec		3,954	3,894	3,937	3,725
<b>Total</b>	<b>24,735</b>	<b>49,427</b>	<b>48,784</b>	<b>45,453</b>	<b>43,789</b>

### In House Processed Payments - PT Renewal

Month	Total 2023	Total 2022	Total 2021	Total 2020	Total 2019
Jan	1	3	7	5	7
Feb	4	4	1	7	11
Mar	9	3	3	3	12
Apr	6	3	9	4	14
May	7	5	4	6	12
June	6	2	1	3	16
Jul		1	5	7	12
Aug		4	5	8	12
Sep		2	1	1	13
Oct		4	6	7	9
Nov		6	2	3	8
Dec		8	1	8	9
<b>Total</b>	<b>33</b>	<b>45</b>	<b>45</b>	<b>62</b>	<b>135</b>

### Online Processed Payments - PT Renewal

Month	Total 2023	Total 2022	Total 2021	Total 2020	Total 2019
Jan	362	393	386	413	382
Feb	278	330	335	342	315
Mar	365	393	356	375	363
Apr	344	348	336	367	336
May	373	339	387	302	331
June	367	343	353	205	199
Jul		379	385	392	390
Aug		366	416	366	390
Sep		361	364	386	332
Oct		364	341	369	365
Nov		359	331	364	302
Dec		333	312	331	341
<b>Total</b>	<b>2,089</b>	<b>4,308</b>	<b>4,302</b>	<b>4,212</b>	<b>4,046</b>

### In House Processed Payments - VN Examinations

Month	Total 2023	Total 2022	Total 2021	Total 2020	Total 2019
Jan	58	56	46	134	85
Feb	41	39	108	82	163
Mar	36	51	51	161	159
Apr	45	86	77	68	204
May	37	50	38	52	219
June	28	47	48	57	134
Jul		50	51	92	209
Aug		51	43	78	166
Sep		45	29	76	58
Oct		61	69	124	99
Nov		36	27	70	88
Dec		32	24	59	95
<b>Total</b>	<b>245</b>	<b>604</b>	<b>611</b>	<b>1,053</b>	<b>1,679</b>

### Online Processed Payments - VN Examinations

Month	Total 2023	Total 2022	Total 2021	Total 2020	Total 2019
Jan	620	557	454	418	397
Feb	628	683	525	512	344
Mar	613	720	687	500	399
Apr	513	693	615	542	385
May	745	794	692	728	632
June	667	797	750	704	453
Jul		511	556	618	459
Aug		652	674	601	662
Sep		838	700	633	504
Oct		494	495	466	482
Nov		542	545	546	456
Dec		850	754	614	575
<b>Total</b>	<b>3,786</b>	<b>8,131</b>	<b>7,447</b>	<b>6,882</b>	<b>5,748</b>

### In House Processed Payments - PT Examinations

Month	Total 2023	Total 2022	Total 2021	Total 2020	Total 2019
Jan	19	20	0	34	22
Feb	1	7	21	11	0
Mar	0	3	1	0	2
Apr	0	0	0	0	1
May	23	16	0	5	26
June	0	3	0	0	2
Jul		0	1	0	1
Aug		2	2	24	23
Sep		18	16	2	4
Oct		0	0	0	7
Nov		0	0	0	1
Dec		1	20	1	0
<b>Total</b>	<b>43</b>	<b>70</b>	<b>61</b>	<b>77</b>	<b>89</b>

### Online Processed Payments - PT Examinations

Month	Total 2023	Total 2022	Total 2021	Total 2020	Total 2019
Jan	18	6	26	34	36
Feb	9	4	5	6	11
Mar	7	4	11	5	9
Apr	5	6	4	13	33
May	65	51	20	39	42
June	32	36	45	13	40
Jul		26	14	14	34
Aug		48	27	37	33
Sep		29	12	17	8
Oct		3	8	27	6
Nov		2	8	7	7
Dec		51	63	100	68
<b>Total</b>	<b>136</b>	<b>266</b>	<b>243</b>	<b>312</b>	<b>327</b>

**In House Processed Payments - VN Reexaminations**

Month	Total 2023	Total 2022	Total 2021	Total 2020	Total 2019
Jan	6	9	6	8	39
Feb	6	4	2	3	48
Mar	7	2	2	9	47
Apr	5	4	9	10	33
May	6	2	7	8	42
June	3	3	7	4	40
Jul		4	7	7	24
Aug		2	5	7	15
Sep		3	4	15	10
Oct		7	5	12	10
Nov		5	2	5	9
Dec		5	7	3	6
<b>Total</b>	<b>33</b>	<b>50</b>	<b>63</b>	<b>91</b>	<b>323</b>

**Online Processed Payments - VN Reexaminations**

Month	Total 2023	Total 2022	Total 2021	Total 2020	Total 2019
Jan	613	408	449	377	284
Feb	594	380	362	324	325
Mar	512	454	528	412	444
Apr	400	420	457	471	392
May	371	389	406	409	352
June	328	448	373	360	327
Jul		448	375	385	344
Aug		506	405	410	349
Sep		464	411	405	327
Oct		416	420	423	314
Nov		418	341	336	300
Dec		394	321	300	236
<b>Total</b>	<b>2,818</b>	<b>5,145</b>	<b>4,848</b>	<b>4,612</b>	<b>3,994</b>

**In House Processed Payments - PT Reexaminations**

Month	Total 2023	Total 2022	Total 2021	Total 2020	Total 2019
Jan	0	0	1	1	7
Feb	0	0	0	1	5
Mar	0	0	0	2	6
Apr	0	0	0	1	13
May	0	1	0	1	12
June	0	0	0	1	9
Jul		0	0	0	9
Aug		1	0	0	10
Sep		0	0	1	6
Oct		0	1	0	2
Nov		0	0	1	4
Dec		0	0	0	2
<b>Total</b>	<b>0</b>	<b>2</b>	<b>2</b>	<b>9</b>	<b>85</b>

**Online Processed Payments - PT Reexaminations**

Month	Total 2023	Total 2022	Total 2021	Total 2020	Total 2019
Jan	19	20	22	25	15
Feb	15	15	14	11	16
Mar	20	21	22	19	23
Apr	16	6	20	22	15
May	14	18	15	25	12
June	10	17	19	14	11
Jul		6	11	29	13
Aug		14	20	12	21
Sep		19	17	24	22
Oct		18	8	14	14
Nov		14	14	21	25
Dec		14	6	14	15
<b>Total</b>	<b>94</b>	<b>182</b>	<b>188</b>	<b>230</b>	<b>202</b>

**In House Processed Payments - VN Interim Permit**

Month	Total 2023	Total 2022	Total 2021	Total 2020	Total 2019
Jan	0	0	0	0	4
Feb	0	0	0	0	5
Mar	0	0	0	0	0
Apr	0	0	0	0	3
May	0	0	0	1	3
June	0	0	0	0	0
Jul		2	0	0	0
Aug		1	0	0	0
Sep		0	0	0	0
Oct		0	0	0	0
Nov		0	0	0	0
Dec		0	0	0	0
<b>Total</b>	<b>0</b>	<b>3</b>	<b>0</b>	<b>1</b>	<b>15</b>

**Online Processed Payments - VN Interim Permit**

Month	Total 2023	Total 2022	Total 2021	Total 2020	Total 2019
Jan	22	46	34	9	16
Feb	15	37	12	7	9
Mar	15	36	21	24	12
Apr	12	23	22	37	7
May	20	50	48	36	25
June	23	63	25	32	20
Jul		30	12	25	14
Aug		45	15	10	12
Sep		27	25	26	34
Oct		17	28	19	6
Nov		26	35	35	6
Dec		27	45	45	3
<b>Total</b>	<b>107</b>	<b>427</b>	<b>322</b>	<b>305</b>	<b>164</b>

**In House Processed Payments - VN Verification**

Month	Total 2023	Total 2022	Total 2021	Total 2020	Total 2019
Jan	34	19	30	31	31
Feb	29	30	29	39	42
Mar	32	20	47	25	32
Apr	34	21	59	30	56
May	23	20	34	31	41
June	27	22	38	30	37
Jul		23	27	30	73
Aug		22	32	37	49
Sep		30	25	40	31
Oct		33	29	36	36
Nov		29	14	32	23
Dec		31	21	30	38
<b>Total</b>	<b>179</b>	<b>300</b>	<b>385</b>	<b>391</b>	<b>489</b>

**Online Processed Payments - VN Verification**

Month	Total 2023	Total 2022	Total 2021	Total 2020	Total 2019
Jan	172	190	151	112	88
Feb	139	194	124	110	89
Mar	205	209	253	110	130
Apr	193	220	195	93	91
May	212	198	180	122	128
June	193	204	216	102	117
Jul		224	200	121	125
Aug		205	228	127	125
Sep		174	217	117	106
Oct		194	155	147	125
Nov		132	172	144	86
Dec		153	165	163	81
<b>Total</b>	<b>1,114</b>	<b>2,297</b>	<b>2,256</b>	<b>1,468</b>	<b>1,291</b>

**In House Processed Payments - VN Initial Licensure**

Month	Total 2023	Total 2022	Total 2021	Total 2020	Total 2019
Jan	2	0	0	1	17
Feb	1	0	3	2	36
Mar	2	2	3	2	20
Apr	1	0	7	2	23
May	0	4	1	4	8
June	0	0	3	0	3
Jul		6	1	0	10
Aug		3	2	1	6
Sep		3	1	4	4
Oct		1	0	3	3
Nov		1	1	1	5
Dec		2	2	0	3
<b>Total</b>	<b>6</b>	<b>22</b>	<b>24</b>	<b>20</b>	<b>138</b>

**Online Processed Payments - VN Initial Licensure**

Month	Total 2023	Total 2022	Total 2021	Total 2020	Total 2019
Jan	773	489	548	510	474
Feb	634	509	500	454	540
Mar	955	759	626	534	545
Apr	738	654	616	464	561
May	563	595	576	413	506
June	724	639	579	582	581
Jul		672	689	686	678
Aug		659	581	643	605
Sep		569	541	649	554
Oct		689	591	647	677
Nov		617	561	499	550
Dec		719	582	441	506
<b>Total</b>	<b>4,387</b>	<b>7,570</b>	<b>6,990</b>	<b>6,522</b>	<b>6,777</b>

**In House Processed Payments - PT Initial Licensure**

Month	Total 2023	Total 2022	Total 2021	Total 2020	Total 2019
Jan	0	0	0	0	3
Feb	0	0	0	0	7
Mar	0	0	0	2	3
Apr	0	0	0	0	3
May	0	0	0	0	1
June	0	0	0	0	0
Jul		0	1	0	0
Aug		0	2	0	0
Sep		0	0	0	0
Oct		0	0	0	1
Nov		0	0	0	0
Dec		0	0	0	0
<b>Total</b>	<b>0</b>	<b>0</b>	<b>3</b>	<b>2</b>	<b>18</b>

**Online Processed Payments - PT Initial Licensure**

Month	Total 2023	Total 2022	Total 2021	Total 2020	Total 2019
Jan	17	14	40	17	19
Feb	43	20	43	26	57
Mar	29	39	36	33	50
Apr	12	14	26	17	24
May	8	9	21	32	17
June	25	13	15	21	15
Jul		34	19	24	40
Aug		32	32	32	30
Sep		15	19	21	53
Oct		16	26	35	53
Nov		41	18	18	26
Dec		19	15	12	26
<b>Total</b>	<b>134</b>	<b>266</b>	<b>310</b>	<b>288</b>	<b>410</b>

