



BUSINESS, CONSUMER SERVICES, AND HOUSING AGENCY • GAVIN NEWSOM, GOVERNOR.
Board of Vocational Nursing and Psychiatric Technicians
 2535 Capitol Oaks Drive Suite 205, Sacramento, CA 95833-2945
www.bvnpt.ca.gov



DATE: November 8, 2020
TO: Board Members
From: Beth DeYoung, MPH, RN
 Lead Nursing Education Consultant (LNEC)
SUBJECT: Education Division Report

COVID-19 Pandemic

Our school site visits continue to be on hold and will resume once the Department of Consumer Affairs (DCA) clear staff for official travel. The Nursing Education Consultants (NECs) have been in regular contact with all their programs to ensure that learning is provided to the students at the optimal level possible during the pandemic.

Programs continue to be challenged by the COVID-19 pandemic. The NECs report that programs are expressing serious concerns about the lack of clinical sites to provide hands on learning for students. Clinical sites can be difficult to obtain and maintain during this pandemic. The NECs are continuing to receive temporary clinical/skills virtual online and live laboratory simulation plans from program directors, for approval, to accomplish the program's clinical/skills objectives. Virtual online clinical simulation and live laboratory clinical simulation are two very different teaching modalities. Virtual online clinical experience teaching modality has very little research available for effectiveness and positive student outcomes compared to live laboratory clinical simulation. A combination of virtual/live clinical simulation with hands-on direct patient care experience would allow for optimal student learning and experiences.

Clinical/skills simulation has a place in education, as an augmentation to hands-on experiences. The use of virtual/live clinical simulation as a clinical instructional strategy can enhance patient safety and optimize outcomes, providing a means for allowing nursing students to practice critical thinking, clinical decision making, and psychomotor skills in a safe, controlled environment, without a potential risk to a live patient. However, it is also important to note that there are clinical situations that are difficult to simulate. Learning a psychomotor skill via role playing on a classmate can teach self-efficacy and fine motor dexterity. The students will experience what to expect as they perform a nursing skill, thereby moving or responding in a manner that could be considered expected or predicated. An actual/live/non simulated patient may not respond or move in a certain manner that could be considered expected or predictable. As an example, it is challenging to mimic a patient with dementia who is aggressive or violent or simulate a patient in extreme pain within a role-play/simulated environment. Assessing skin conditions in the elderly can be very different from assessing a younger

fellow student. Aspects of cultural diversity cannot always be simulated accurately and in California, nurses should be trained and able to work with culturally specific issues.

Issues and Challenges During the Pandemic:

- Lack of clinical sites for students
- Lack of or insufficient PPE for all students
- Difficulty transitioning to an online format due to students' lack of computer skills, lack of access to a home computer or insufficient internet bandwidth
- Lack of training and support for faculty to teach online
- Concerns by faculty in maintaining online integrity
- Students fear of contacting COVID-19 if they are allowed back into the clinical sites
- Household disruptions with childcare, family and work obligations while trying to complete online program requirements for both students and faculty
- Dissatisfaction of students and faculty in an online learning environment versus in-person
- Students reporting lack of consistent or any communication from programs regarding the pandemic plans
- Delays with program completion and the financial implications
- Student concerns regarding adequate hands-on patient care to be a safe and competent entry level nurse/practitioner
- Requests from programs for approval to offer students up to 100 percent simulation, with little or no hands-on patient care throughout the entire program

The NEC's spend up to 80 percent of their day reviewing clinical simulation plans and fielding questions and concerns from program directors, instructors, students, and stakeholders. This creates a backlog in relationship to curriculum reviews/approvals, routine Board reports, review of documents submitted by approved and proposed programs and analysis of faculty and facility applications.

Staff Updates

Marie Cordeiro, Supervising Nursing Education Consultant (SNEC), is on personal leave until January 2021. The job duties of the SNEC have been distributed to specific employees of the Education Unit.

Judith McLeod is our new Nursing Education Consultant as of September 8, 2020. She received her program assignment as of November 2, 2020 and is currently working with her program directors.

The posting of the new NEC position closed October 30, 2020. The Education Unit is currently scheduling interviews for those applicants. The expected hire date for the selected candidate will be in January 2021.



**BOARD OF VOCATIONAL NURSING
AND PSYCHIATRIC TECHNICIANS**

**Education Division
Statistical Data**

January 1, 2017 through September 30, 2020

Executive Summary

Approved Active Programs – VN

Month	Total 2020	Total 2019	Total 2018	Total 2017
Jan	128	131	132	132
Feb	128	126	132	132
Mar	130	127	132	132
Apr	129	126	129	132
May	129	127	129	132
June	125	120	129	132
Jul	124	130	129	132
Aug	122	129	128	132
Sep	125	129	128	132
Oct		129	128	132
Nov		130	127	132
Dec		129	127	132

Approved Active Programs – PT

Month	Total 2020	Total 2019	Total 2018	Total 2017
Jan	13	13	12	12
Feb	13	13	12	12
Mar	13	13	12	12
Apr	13	14	13	12
May	14	12	13	12
June	12	12	13	12
Jul	12	13	13	12
Aug	12	13	13	12
Sep	12	13	13	12
Oct		13	13	12
Nov		13	13	12
Dec		13	13	12

Provisionally Approved Active Programs – VN

Month	Total 2020	Total 2019	Total 2018	Total 2017
Jan	11	10	11	21
Feb	10	13	11	21
Mar	10	13	11	21
Apr	13	13	11	21
May	13	9	11	21
June	12	7	11	21
Jul	12	8	11	21
Aug	14	9	13	11
Sep	14	16	13	11
Oct		9	13	11
Nov		9	14	11
Dec		11	14	11

Provisionally Approved Active Programs – PT

Month	Total 2020	Total 2019	Total 2018	Total 2017
Jan	1	1	1	2
Feb	1	1	1	2
Mar	1	1	1	2
Apr	2	1	1	2
May	2	1	1	2
June	1	1	1	2
Jul	1	1	1	2
Aug	1	1	1	2
Sep	1	1	1	2
Oct		1	1	2
Nov		1	1	1
Dec		1	1	1

Assigned Proposed Programs – VN

Month	Total 2020	Total 2019	Total 2018	Total 2017
Jan	20	11	22	8
Feb	19	11	22	8
Mar	17	10	22	8
Apr	16	13	21	8
May	16	13	24	8
June	16	20	24	8
Jul	16	22	24	8
Aug	14	21	24	9
Sep	17	21	24	9
Oct		22	12	9
Nov		21	11	22
Dec		20	15	22

Assigned Proposed Programs – PT

Month	Total 2020	Total 2019	Total 2018	Total 2017
Jan	1	0	1	1
Feb	0	0	1	1
Mar	0	0	1	1
Apr	0	0	1	1
May	0	0	1	1
June	0	0	1	1
Jul	0	2	1	1
Aug	0	1	1	1
Sep	2	1	1	1
Oct		1	0	1
Nov		1	0	1
Dec		1	0	1

Unassigned Proposed Programs – VN

Month	Total 2020	Total 2019	Total 2018	Total 2017
Jan	33	32	27	23
Feb	32	32	27	26
Mar	32	32	27	25
Apr	33	24	28	25
May	34	24	28	25
June	35	24	28	25
Jul	35	24	28	25
Aug	37	27	28	18
Sep	38	29	28	18
Oct		31	19	18
Nov		33	20	27
Dec		33	22	27

Unassigned Proposed Programs – PT

Month	Total 2020	Total 2019	Total 2018	Total 2017
Jan	1	2	0	1
Feb	1	2	0	1
Mar	1	2	0	1
Apr	1	1	1	1
May	1	1	1	1
June	1	1	1	1
Jul	1	1	1	1
Aug	1	1	1	1
Sep	1	1	1	1
Oct		1	2	1
Nov		1	2	0
Dec		1	2	0

**These eight categories are captured on a monthly basis and do not accumulate into yearly totals.

Complaints Received Regarding Approved Programs

Month	Total 2020	Total 2019	Total 2018	Total 2017
Jan	5	7	11	11
Feb	8	10	7	11
Mar	7	8	7	13
Apr	2	9	7	5
May	16	7	5	5
June	1	5	5	7
Jul	10	3	4	8
Aug	10	5	5	8
Sep	7	6	6	9
Oct		19	8	10
Nov		16	6	11
Dec		9	10	11
Total	66	104	81	109

**Faculty Approval Applications
(# of times reviewed)**

Month	Total 2020	Total 2019	Total 2018	Total 2017
Jan	196	174	286	136
Feb	197	123	122	136
Mar	119	160	122	136
Apr	88	203	122	126
May	100	196	228	126
June	202	155	229	126
Jul	287	232	128	173
Aug	247	218	196	173
Sep	242	183	196	174
Oct		205	222	190
Nov		184	176	190
Dec		208	173	191
Total	1,678	2,241	2,200	1,877

Reports for Executive Officer Review

Month	Total 2020	Total 2019	Total 2018	Total 2017
Jan	20	19	26	18
Feb	15	9	15	19
Mar	11	13	15	19
Apr	5	14	15	13
May	15	15	13	14
June	12	15	13	14
Jul	20	13	13	15
Aug	8	16	16	15
Sep	13	17	16	15
Oct		10	13	11
Nov		11	9	12
Dec		10	13	12
Total	119	162	177	177

Inspections: Onsite

Month	Total 2020	Total 2019	Total 2018	Total 2017
Jan	4	6	6	5
Feb	3	1	3	5
Mar	2	4	4	4
Apr	0	5	4	2
May	0	4	1	3
June	0	3	2	3
Jul	1	4	2	2
Aug	1	4	3	3
Sep	1	3	3	3
Oct		4	6	3
Nov		3	4	4
Dec		4	1	4
Total	12	45	39	41

**Change Requests from Programs
(# of times reviewed)**

Month	Total 2020	Total 2019	Total 2018	Total 2017
Jan	460	341	375	167
Feb	425	286	126	167
Mar	548	295	126	167
Apr	632	253	126	212
May	556	302	170	213
June	545	418	171	213
Jul	614	470	171	240
Aug	581	435	275	240
Sep	496	461	276	241
Oct		453	333	270
Nov		488	206	270
Dec		426	271	270
Total	4,857	4,628	2,626	2,670

**Faculty Approval Applications
(# of times reviewed)**

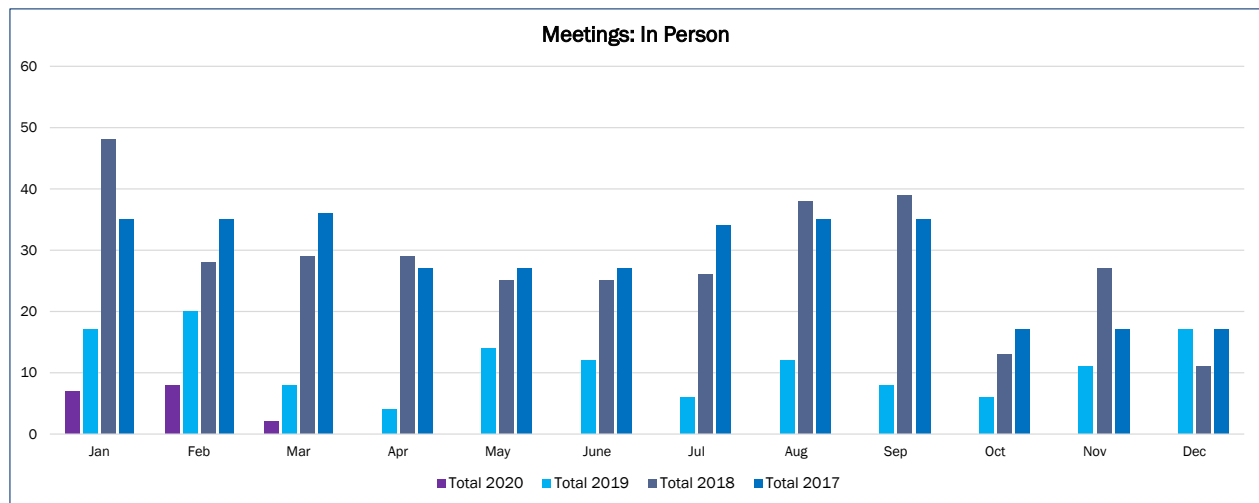
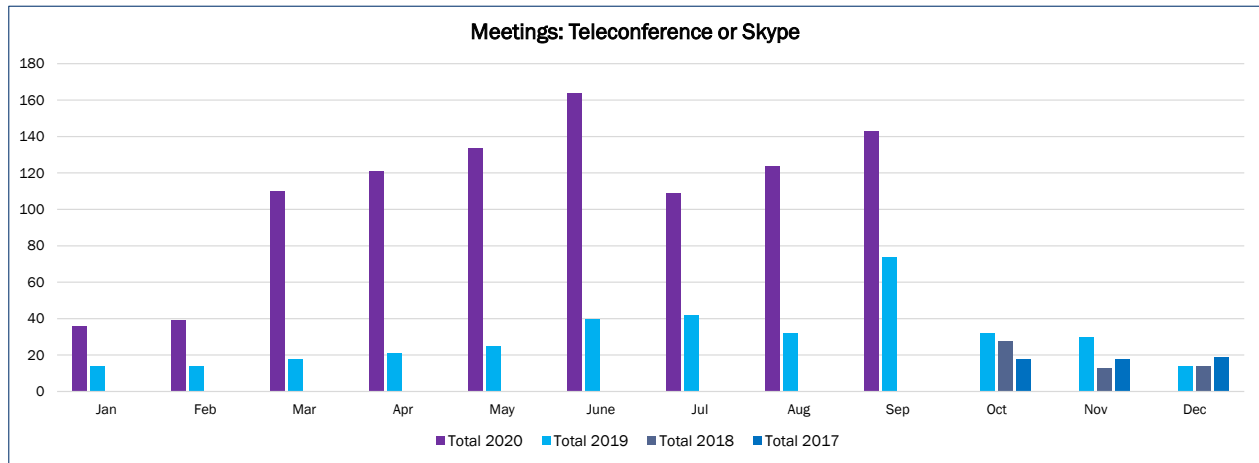
Month	Total 2020	Total 2019	Total 2018	Total 2017
Jan	280	141	228	150
Feb	171	147	111	150
Mar	178	162	111	150
Apr	31	157	112	101
May	69	232	96	102
June	212	216	97	102
Jul	266	155	97	113
Aug	341	150	181	113
Sep	314	165	182	113
Oct		190	146	126
Nov		199	125	127
Dec		208	109	127
Total	1,862	2,122	1,595	1,474

Reports for Board Meetings

Month	Total 2020	Total 2019	Total 2018	Total 2017
Jan	8	7	8	4
Feb	9	10	2	4
Mar	6	6	2	4
Apr	8	5	3	2
May	9	11	3	3
June	4	8	3	3
Jul	9	10	3	3
Aug	10	8	4	4
Sep	4	6	4	4
Oct		6	10	7
Nov		6	7	8
Dec		5	6	8
Total	67	88	55	54

Inspections: Program Record Surveys completed

Month	Total 2020	Total 2019	Total 2018	Total 2017
Jan	11	7	8	6
Feb	3	3	4	6
Mar	7	3	5	6
Apr	7	5	5	3
May	1	6	3	4
June	1	6	3	4
Jul	5	3	3	5
Aug	3	1	6	6
Sep	1	8	7	6
Oct		6	6	4
Nov		9	2	5
Dec		2	6	5
Total	39	59	58	60

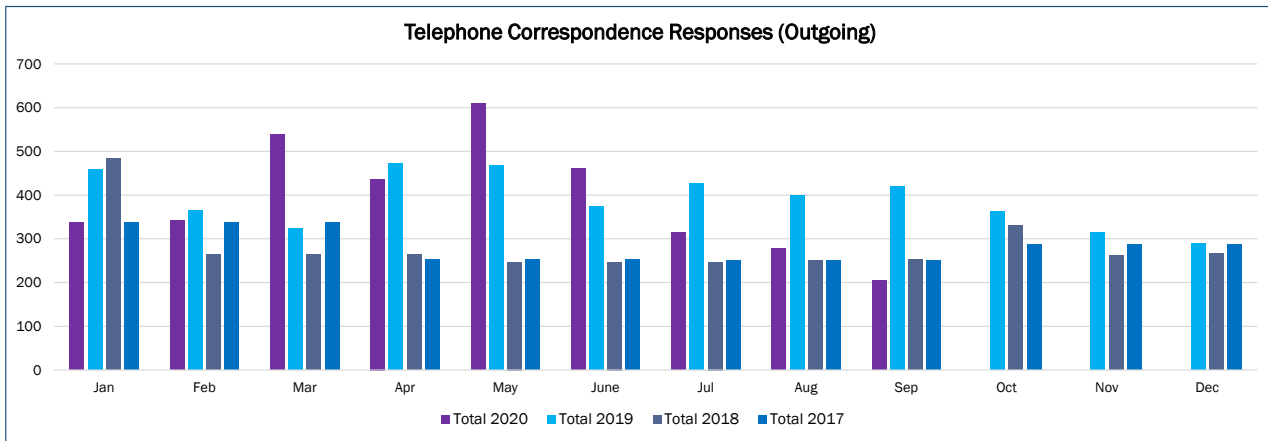
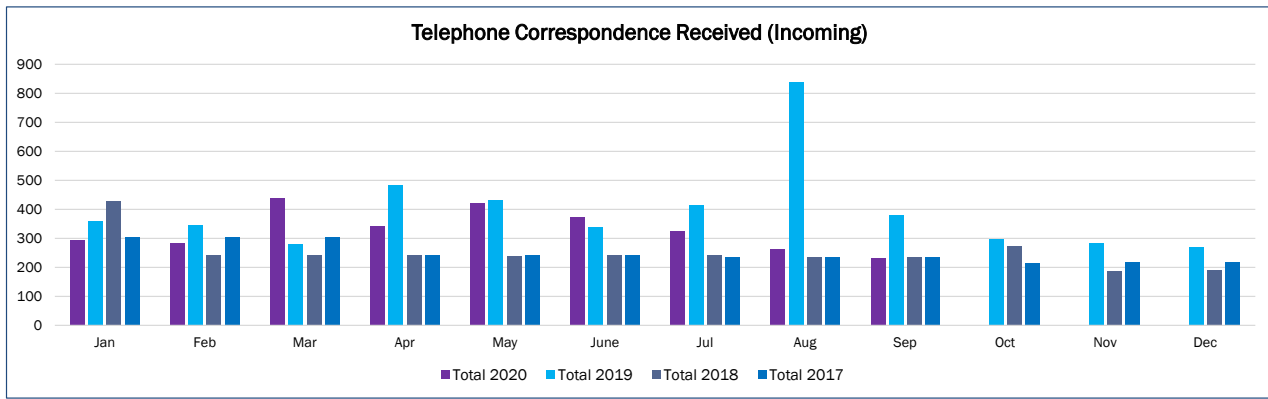


Written Correspondence Received (Incoming)

Month	Total 2020	Total 2019	Total 2018	Total 2017
Jan	2,729	1,407	2,509	1,811
Feb	2,593	1,338	1,465	1,812
Mar	3,717	989	1,465	1,812
Apr	3,328	1,129	1,466	1,367
May	3,322	1,353	1,317	1,367
June	2,588	1,496	1,318	1,368
Jul	2,518	2,015	1,317	1,402
Aug	2,688	1,918	1,444	1,403
Sep	2,514	2,377	1,445	1,403
Oct		1,984	1,359	1,271
Nov		1,827	1,244	1,272
Dec		1,684	1,212	1,272
Total	25,997	19,517	17,561	17,560

Written Correspondence Responses (Outgoing)

Month	Total 2020	Total 2019	Total 2018	Total 2017
Jan	1,957	930	1,631	1,205
Feb	1,952	1,018	991	1,205
Mar	2,942	857	992	1,205
Apr	2,864	1,015	992	820
May	2,556	1,272	733	820
June	2,262	1,299	734	820
Jul	2,708	1,754	734	876
Aug	2,365	1,135	946	876
Sep	2,374	2,048	947	876
Oct		1,823	976	906
Nov		1,641	855	906
Dec		1,487	887	906
Total	21,980	16,279	11,418	11,421



Scope of Practice Questions

Month	Total 2020	Total 2019	Total 2018	Total 2017
Jan	90	62	143	101
Feb	78	62	81	102
Mar	90	133	81	102
Apr	74	138	81	82
May	95	139	82	82
June	96	115	83	83
Jul	96	66	83	91
Aug	60	104	96	92
Sep	78	89	96	92
Oct		111	85	57
Nov		101	52	57
Dec		80	35	58
Total	757	1,200	998	999

Psychiatric Technician Examination Development Session Preparation

Month	Total 2020	Total 2019	Total 2018	Total 2017
Jan	10	20	5	3
Feb	19	10	1	2
Mar	1	8	0	2
Apr	2	16	0	1
May	2	0	1	1
June	0	1	0	1
Jul	0	9	1	4
Aug	0	6	11	4
Sep	0	6	11	5
Oct		12	0	1
Nov		0	0	1
Dec		12	4	2
Total	34	100	34	27

Intravenous Therapy/Blood Withdrawal Course Certification and CE Provider Applications

Month	Total 2020	Total 2019	Total 2018	Total 2017
Jan	22	27	42	34
Feb	18	10	30	35
Mar	12	6	31	35
Apr	10	9	31	21
May	10	5	17	22
June	27	5	18	22
Jul	22	44	17	27
Aug	19	8	32	27
Sep	42	21	32	27
Oct		12	26	14
Nov		19	12	14
Dec		25	4	14
Total	182	191	292	292

Intravenous Therapy/Blood Withdrawal Approved License Certifications Issued in Breeze

Month	Total 2020	Total 2019	Total 2018	Total 2017
Jan	353	362	244	356
Feb	295	309	270	716
Mar	375	274	530	454
Apr	248	370	447	445
May	155	254	370	460
June	254	335	510	818
Jul	368	519	353	298
Aug	380	557	508	336
Sep	434	185	617	354
Oct		507	285	288
Nov		306	325	486
Dec		574	414	325
Total	2,862	4,552	4,873	5,336

*Education Division team assumed responsibility for IV/BW certifications in March 2019