



DATE	January 9, 2024
TO	Board Members
FROM	Shelley Brown Licensing Manager
SUBJECT	Licensing Division Report

STAFFING UPDATE:

Since the last Board Meeting, we filled three Program Technician II (PT II) vacancies in the Licensing Division. We currently have four PT II vacancies in the Licensing Division. We conducted interviews on December 27, 2023, and have made a conditional offer to one candidate and are currently in the process of determining minimum qualifications for three additional candidates. We hope to fill all vacancies soon.

MS TEAMS PHONE MIGRATION:

October 27, 2023, the Board’s phone system migrated from Verizon to Microsoft (MS) Teams as part of a DCA wide move. The MS Teams based phone system is more efficient and cost effective and should allow for more functionality. The telecom team in the Office of Information Services (OIS) received training and has begun building software that will allow the Board, and other DCA entities, to have statistical data such as number of inquiry calls received, number of calls handled, and wait times. OIS is hoping to have these features available to DCA entities by the end of January or February 2024.

LICENSING STATISTICS:

The Licensing Division Statistical Data – Executive Summary is included with the Board materials. These comprehensive Licensing statistics cover activity from January 1, 2019, through December 31, 2023.

The Licensing Division staff continue to do an amazing job. October 2023 through December 2023, we maintained an average application processing time of under two weeks. October 1, 2023, through October 26, 2023, we had an average 94% caller assist rate with an average time of under three minutes. Due to the MS Teams phone migration, there is no statical data for anything related to the public phone line for the months of November or December.



**BOARD OF VOCATIONAL NURSING
AND PSYCHIATRIC TECHNICIANS**

**Licensing Division
Statistical Data**

January 1, 2019 through December 31, 2023

Executive Summary

BVNPT Licensing Division Statistics
January 2019 through December 31, 2023
Vocational Nurses and Psychiatric Technicians

VN Examination Request Received

Month	Total 2023	Total 2022	Total 2021	Total 2020	Total 2019
Jan	659	510	499	474	439
Feb	775	687	657	759	563
Mar	756	750	797	511	499
Apr	525	769	707	627	519
May	958	905	678	764	884
June	784	821	690	792	543
Jul	593	571	578	663	616
Aug	842	876	639	774	867
Sep	794	971	762	795	617
Oct	609	477	641	644	556
Nov	822	487	624	665	565
Dec	815	692	761	769	662
Total	8,932	8,516	8,033	8,237	7,330

PT Examination Requests Received

Month	Total 2023	Total 2022	Total 2021	Total 2020	Total 2019
Jan	35	28	44	65	55
Feb	12	6	6	27	16
Mar	9	2	17	3	9
Apr	5	13	6	16	6
May	88	66	40	42	90
June	33	37	44	13	42
Jul	15	22	15	16	33
Aug	48	51	28	63	52
Sep	42	47	27	15	35
Oct	7	3	8	28	9
Nov	7	1	8	7	7
Dec	69	51	82	102	68
Total	370	327	325	397	422

VN Examination Retakes Received

Month	Total 2023	Total 2022	Total 2021	Total 2020	Total 2019
Jan	617	416	455	356	292
Feb	601	384	361	311	328
Mar	513	455	537	396	462
Apr	403	424	458	450	394
May	376	390	414	389	376
June	330	450	380	348	332
Jul	300	450	377	389	337
Aug	303	505	411	426	346
Sep	283	465	416	408	321
Oct	300	422	425	431	310
Nov	261	419	344	340	289
Dec	258	397	324	302	232
Total	4,545	5,177	4,902	4,546	4,019

PT Examination Retakes Received

Month	Total 2023	Total 2022	Total 2021	Total 2020	Total 2019
Jan	19	20	23	24	19
Feb	15	15	14	12	20
Mar	20	21	24	18	29
Apr	16	13	19	22	27
May	14	18	15	25	23
June	10	17	19	15	17
Jul	13	6	11	29	18
Aug	18	15	20	13	21
Sep	11	19	17	24	28
Oct	18	18	9	15	15
Nov	24	14	14	20	28
Dec	10	14	6	14	15
Total	188	190	191	231	260

VN Interim Permits Issued

Month	Total 2023	Total 2022	Total 2021	Total 2020	Total 2019
Jan	15	22	22	1	8
Feb	7	13	8	1	9
Mar	3	15	5	0	5
Apr	12	9	9	8	4
May	14	18	14	19	7
June	23	15	18	19	14
Jul	11	21	6	8	5
Aug	11	35	6	7	5
Sep	15	17	9	10	14
Oct	17	8	16	8	2
Nov	5	17	22	12	0
Dec	6	9	14	21	1
Total	139	199	149	114	74

PT Interim Permits Issued

Month	Total 2023	Total 2022	Total 2021	Total 2020	Total 2019
Jan	0	0	2	0	0
Feb	0	0	1	0	0
Mar	0	0	1	0	0
Apr	0	0	0	0	0
May	0	1	0	0	16
June	0	8	0	10	0
Jul	0	1	0	2	1
Aug	0	1	1	0	1
Sep	0	1	0	0	0
Oct	0	0	1	0	0
Nov	0	0	0	0	0
Dec	2	0	0	10	0
Total	2	12	6	22	18

VN Examination Results

Month	Total 2023	Total 2022	Total 2021	Total 2020	Total 2019
Jan	689	699	806	608	753
Feb	642	845	905	702	835
Mar	1,109	1,064	990	492	838
Apr	379	907	994	568	807
May	471	966	804	769	796
June	715	1,000	984	903	761
Jul	627	1,014	975	1,056	902
Aug	651	1,035	877	1,008	835
Sep	679	982	898	1,094	849
Oct	762	750	896	1,073	989
Nov	540	646	801	743	734
Dec	650	782	930	723	754
Total	7,914	10,690	10,860	9,739	9,853

PT Examination Results

Month	Total 2023	Total 2022	Total 2021	Total 2020	Total 2019
Jan	16	44	54	36	40
Feb	49	37	64	37	85
Mar	31	59	44	37	35
Apr	8	30	55	29	42
May	8	22	42	47	41
June	40	51	39	37	42
Jul	56	44	33	53	62
Aug	18	51	45	54	70
Sep	27	26	45	53	78
Oct	47	35	38	63	72
Nov	22	42	34	39	57
Dec	5	17	33	48	39
Total	327	458	526	533	663

VN Initial Applications Received

Month	Total 2023	Total 2022	Total 2021	Total 2020	Total 2019
Jan	776	490	548	514	491
Feb	646	510	507	456	568
Mar	965	768	637	538	560
Apr	740	657	619	466	582
May	566	599	578	417	507
June	729	640	583	582	584
Jul	714	681	692	686	684
Aug	729	667	581	644	612
Sep	694	577	542	653	554
Oct	788	699	594	653	681
Nov	684	621	562	500	557
Dec	585	723	584	442	509
Total	8,616	7,632	7,027	6,551	6,889

PT Initial Applications Received

Month	Total 2023	Total 2022	Total 2021	Total 2020	Total 2019
Jan	17	14	40	17	22
Feb	43	22	43	26	64
Mar	29	39	36	35	53
Apr	12	14	26	17	28
May	8	9	21	32	17
June	25	13	15	21	15
Jul	50	34	20	23	40
Aug	18	32	33	32	30
Sep	23	15	19	21	53
Oct	37	16	26	35	53
Nov	25	41	18	18	26
Dec	11	19	15	12	26
Total	298	268	312	289	427

VN Endorsements Received

Month	Total 2023	Total 2022	Total 2021	Total 2020	Total 2019
Jan	92	188	107	46	35
Feb	72	139	78	37	44
Mar	74	105	112	44	49
Apr	65	99	80	40	49
May	74	111	104	36	52
June	59	157	150	52	47
Jul	46	81	102	63	54
Aug	76	93	117	86	73
Sep	89	99	113	57	48
Oct	68	55	94	57	56
Nov	50	70	100	59	63
Dec	53	86	73	72	35
Total	818	1,283	1,230	649	605

PT Endorsements Received

Month	Total 2023	Total 2022	Total 2021	Total 2020	Total 2019
Jan	0	0	0	0	0
Feb	0	0	0	0	0
Mar	0	0	0	0	0
Apr	0	0	0	0	0
May	0	0	0	0	0
June	0	0	0	0	1
Jul	0	0	0	0	1
Aug	0	0	0	0	0
Sep	0	0	0	0	0
Oct	0	0	0	1	0
Nov	0	0	0	0	0
Dec	0	0	0	0	1
Total	0	0	0	1	3

VN Verification Letters Received

Month	Total 2023	Total 2022	Total 2021	Total 2020	Total 2019
Jan	188	207	202	167	125
Feb	145	205	168	168	140
Mar	222	217	282	144	177
Apr	200	232	226	138	158
May	214	200	200	172	178
June	197	210	246	152	172
Jul	183	228	216	174	200
Aug	189	213	252	171	174
Sep	182	194	240	157	155
Oct	187	197	177	185	181
Nov	145	141	176	162	123
Dec	139	158	172	187	136
Total	2191	2,402	2,557	1,977	1,919

PT Verification Letters Received

Month	Total 2023	Total 2022	Total 2021	Total 2020	Total 2019
Jan	2	2	2	0	1
Feb	1	0	0	0	1
Mar	2	1	2	0	1
Apr	1	2	0	2	1
May	1	2	1	0	0
June	0	1	1	0	0
Jul	0	2	1	1	0
Aug	0	0	0	2	2
Sep	0	1	1	1	0
Oct	1	2	2	2	1
Nov	0	1	1	0	0
Dec	1	2	2	0	0
Total	9	16	13	8	7

VN Licenses Issued

Month	Total 2023	Total 2022	Total 2021	Total 2020	Total 2019
Jan	776	471	519	511	544
Feb	646	509	502	463	499
Mar	962	740	637	515	573
Apr	806	681	648	490	589
May	595	588	542	383	548
June	725	662	616	617	624
Jul	704	659	675	681	699
Aug	717	713	599	630	606
Sep	701	569	540	636	533
Oct	801	715	583	662	694
Nov	710	617	576	519	546
Dec	560	691	597	452	531
Total	8,703	7,615	7,034	6,559	6,986

PT Licenses Issued

Month	Total 2023	Total 2022	Total 2021	Total 2020	Total 2019
Jan	17	14	36	13	19
Feb	43	20	46	39	66
Mar	29	40	38	36	55
Apr	11	15	25	18	26
May	10	9	23	32	15
June	26	13	14	22	15
Jul	50	35	21	22	36
Aug	19	32	32	30	29
Sep	19	13	19	23	54
Oct	41	19	27	36	61
Nov	25	41	17	18	23
Dec	10	17	16	12	22
Total	300	268	314	301	421

VN Renewals Completed

Month	Total 2023	Total 2022	Total 2021	Total 2020	Total 2019
Jan	4,640	4,651	4,773	4,526	4,297
Feb	3,994	3,882	3,804	3,667	3,808
Mar	4,133	4,144	4,093	3,882	3,705
Apr	3,886	3,867	4,097	4,388	3,720
May	4,118	3,806	3,816	3,648	3,842
June	4,095	4,062	4,025	3,785	3,720
Jul	3,937	4,043	3,984	4,153	3,984
Aug	4,384	4,430	4,333	4,123	4,174
Sep	4,197	4,305	4,092	4,280	3,949
Oct	4,349	4,273	4,158	4,541	4,242
Nov	4,155	4,157	4,167	3,907	4,127
Dec	3,912	3,973	3,919	4,009	3,752
Total	49,800	49,593	49,261	48,909	47,320

PT Renewals Completed

Month	Total 2023	Total 2022	Total 2021	Total 2020	Total 2019
Jan	362	391	396	420	391
Feb	281	333	335	336	324
Mar	373	394	360	362	366
Apr	347	353	344	399	348
May	377	345	390	348	403
June	369	345	355	365	347
Jul	384	377	390	394	425
Aug	397	370	421	373	391
Sep	353	363	365	389	348
Oct	338	366	345	379	367
Nov	334	359	334	368	345
Dec	336	338	313	339	345
Total	4,251	4,334	4,348	4,472	4,400

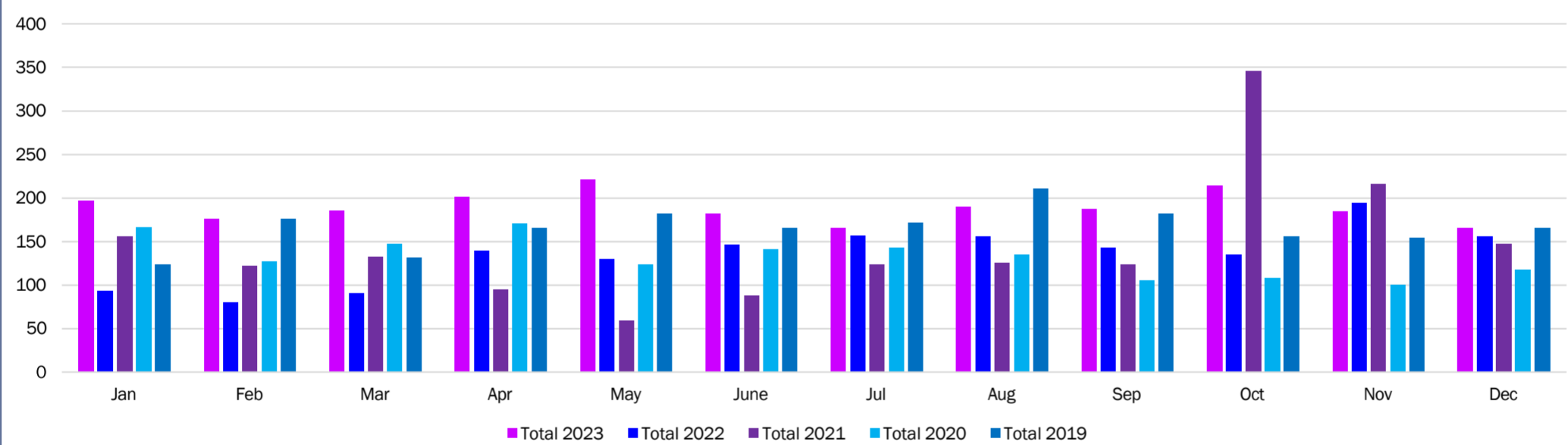
VN Equivalency Applications Received - Online and In House

Month	Total 2023	Total 2022	Total 2021	Total 2020	Total 2019
Jan	145	164	155	133	75
Feb	135	160	136	107	99
Mar	137	184	181	123	103
Apr	118	204	155	115	140
May	134	148	150	126	109
June	120	144	144	127	95
Jul	110	144	135	154	138
Aug	97	154	122	129	132
Sep	134	166	167	139	100
Oct	109	112	185	166	107
Nov	94	90	134	114	118
Dec	101	93	153	114	104
Total	1,434	1,763	1,817	1,547	1,320

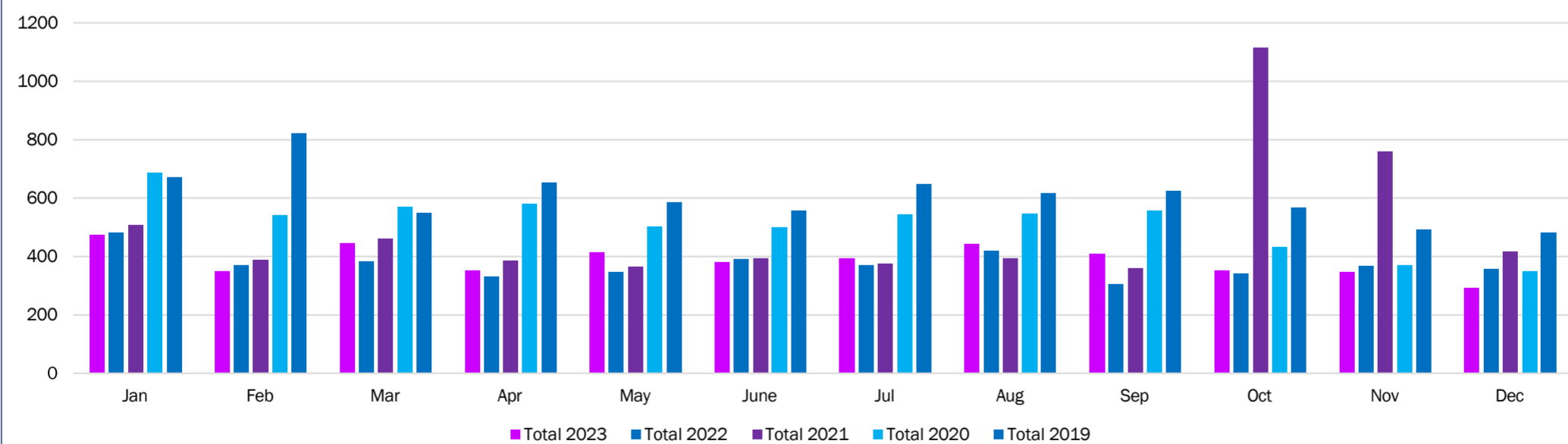
PT Equivalency Applications Received - Online and In House

Month	Total 2023	Total 2022	Total 2021	Total 2020	Total 2019
Jan	0	4	2	8	0
Feb	1	1	2	1	1
Mar	1	1	0	0	1
Apr	0	4	1	2	3
May	1	1	5	1	1
June	1	1	1	1	5
Jul	1	0	1	2	1
Aug	2	2	0	3	0
Sep	1	1	4	1	3
Oct	2	0	0	3	4
Nov	0	0	2	3	3
Dec	1	1	7	0	2
Total	11	16	25	25	24

Name Changes



Address Changes



BVNPT Licensing Division Statistics
January 2019 through December 31, 2023
Vocational Nurses and Psychiatric Technicians – Processing Times in Weeks

VN School Applications – Online

Month	Total 2023	Total 2022	Total 2021	Total 2020	Total 2019
Jan	0.7	1.3	3.4	0	0.21
Feb	1.3	1.3	1.4	0	0
Mar	1.5	1.1	1.1	0	0
Apr	2	1	0.9	0	0
May	1.3	1	0.75	0	0
June	0.9	1.5	1	0	0.1
Jul	0.4	1.4	0.6	0	0
Aug	0.3	1.3	0.7	0	0
Sep	1	1.3	1.25	0	0
Oct	0.4	1.6	0.8	0	0
Nov	2.3	1.6	0.6	1.6	0
Dec	1.7	0.9	0.9	1.25	0

PT School Applications – Online

Month	Total 2023	Total 2022	Total 2021	Total 2020	Total 2019
Jan	0.4	0.3	4	0.5	0.3
Feb	0.3	0.2	0.7	1.4	0
Mar	0.3	0	0.5	4.25	0.1
Apr	0.3	0.6	0	0	0
May	0.2	0.3	0.6	2	0
June	0.3	0.9	0.5	3.7	0
Jul	0.04	0.9	0.6	2.2	0
Aug	0.1	1.1	0.4	2	0
Sep	0.4	0.6	0.4	1.1	0
Oct	0.7	0.3	0.4	1	0
Nov	1.2	0.2	0.4	0.6	0
Dec	0.4	0.4	0.3	1.1	0

VN School Applications – In House

Month	Total 2023	Total 2022	Total 2021	Total 2020	Total 2019
Jan	2	0.6	1.3	0	0.1
Feb	1	1.2	0.3	0	0.25
Mar	0.1	0.2	0.6	0	0.1
Apr	0.2	1.2	0.4	0	0
May	0.4	1.3	0.4	0	0
June	0.4	1.5	0.1	0	0.1
Jul	1.3	0.7	0.4	0	0
Aug	1	0.6	0.7	0	0
Sep	1.2	0.3	0.3	0	0
Oct	0.3	0.8	0.3	0	0
Nov	1.3	0.7	0.5	1.6	0
Dec	0.3	0.7	0.2	1.25	0

PT School Applications – In House

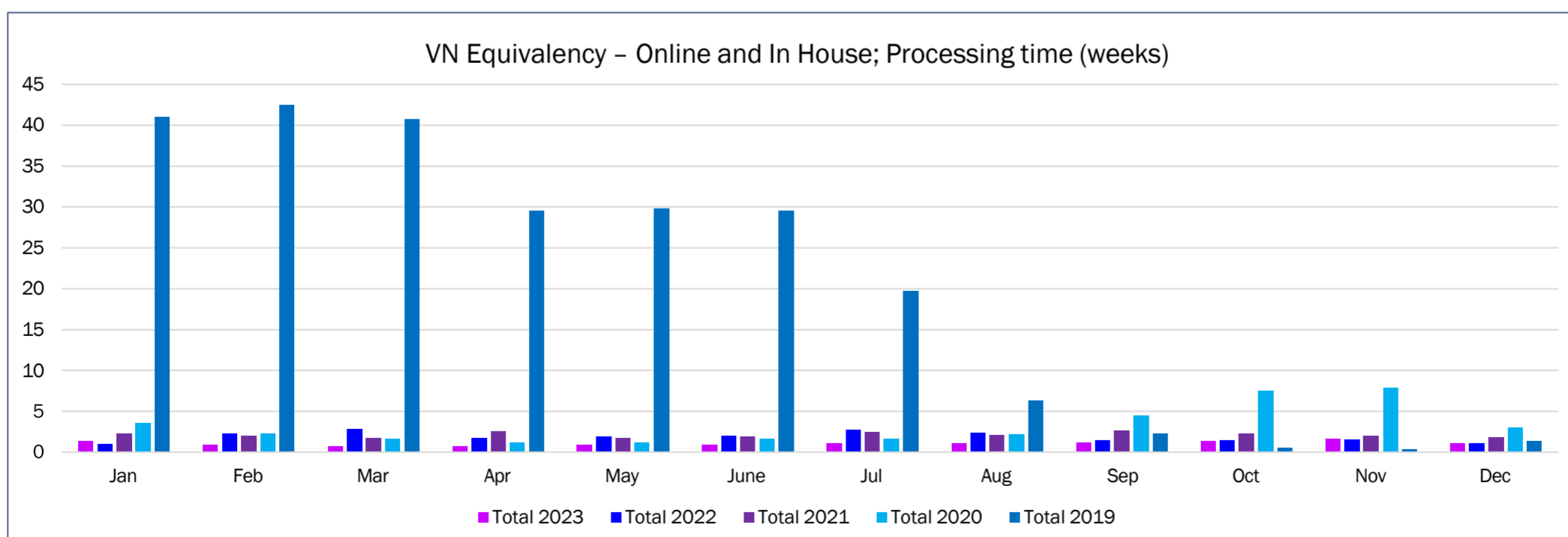
Month	Total 2023	Total 2022	Total 2021	Total 2020	Total 2019
Jan	0.1	0	0.3	0.3	0
Feb	0	0.3	0.1	2.3	0
Mar	0	0.1	0	4.25	0.1
Apr	0	0	0	0	0
May	0.1	0.7	0.4	0	0
June	0	0.3	0	0	0
Jul	0.6	0	0	0	0
Aug	0.5	0	0	0.5	0
Sep	0.4	0.09	0	0.1	0
Oct	0.2	0.4	0	0	0
Nov	0.3	0	0	0	0
Dec	0.3	0	0	0	0

PT Re-Examination

Month	Total 2023	Total 2022	Total 2021	Total 2020	Total 2019
Jan	2.3	0.5	2.2	0	0
Feb	0.8	0.5	0.5	0	0
Mar	0.6	1	1.1	0	0
Apr	1.8	1.2	0.6	0	0
May	0.5	0.8	0.6	0	0
June	0.3	0.8	1	0	0
Jul	0.6	2	1	0	0
Aug	0.7	1.5	0.6	0	0
Sep	0.7	1	0.6	0	0
Oct	1	0.8	0.4	3.2	0
Nov	1.3	2.1	1	2.75	0
Dec	1.3	0.8	0.3	0.9	0

PT Equivalency – Online and In House

Month	Total 2023	Total 2022	Total 2021	Total 2020	Total 2019
Jan	1	2.8	2.3	0	0
Feb	0	0	0.8	0.25	0
Mar	0	1	0	2.25	0.1
Apr	0.3	0.3	0	1.2	0
May	0	0.3	0.7	1.19	0
June	0.4	0.3	0.5	1.63	0
Jul	0.1	0	0.2	0	0
Aug	0.2	0.1	0.25	0	0
Sep	0.7	1	1.25	0	0
Oct	0.1	0	0.5	0.25	0
Nov	0	0	0	1.2	0
Dec	0.1	0	1	1.5	0



VN Verification – Online

Month	Total 2023	Total 2022	Total 2021	Total 2020	Total 2019
Jan	0.8	1.4	0.2	0.4	0.7
Feb	1.1	1.1	0.5	0.5	0.75
Mar	1.3	1.25	0.6	0.6	0.25
Apr	1.8	0.4	0.6	1	0.75
May	1.3	0.8	0.8	0.8	0.6
June	1.5	0.8	0.7	0.9	0.9
Jul	1.1	0.7	1.3	0.08	0.25
Aug	0	1.1	0.6	0.08	0.6
Sep	0.7	1.9	0	0.6	0
Oct	0.3	0.7	0.2	1.1	0.75
Nov	1.7	0.6	0.7	1	1.5
Dec	2.2	0.8	0.8	1.9	0.85

VN Verification – In House

Month	Total 2023	Total 2022	Total 2021	Total 2020	Total 2019
Jan	1.1	1.4	1.7	1.4	1.84
Feb	1.4	1.4	1.5	1.25	1.3
Mar	1.5	1.3	0.7	1.25	2.22
Apr	2.3	0.9	1.7	1.5	2
May	1	0.8	1.75	1.35	1.6
June	0.8	0.8	1.3	1.6	1.25
Jul	2	1.3	1.5	1.6	1.25
Aug	2.5	1.6	1.2	1.5	1.25
Sep	2.5	2.3	0.4	1.6	1.25
Oct	1	1	0.6	1.9	1.5
Nov	2.2	1.2	1.4	1.8	1
Dec	1.8	0.5	1.5	2.5	1.25

VN Endorsements – Online

Month	Total 2023	Total 2022	Total 2021	Total 2020	Total 2019
Jan	0.8	0.9	2.6	1	0.75
Feb	1.1	1	1.8	0.75	0.75
Mar	1.4	0.9	1.5	1	0.5
Apr	2.6	0.9	1.3	1	0.42
May	1.4	1.4	1.3	0.8	0.57
June	0.6	1.7	1.4	1	0.8
Jul	0	1.5	1.1	0.7	0.8
Aug	0	0.9	0.8	1.1	0.4
Sep	1	1.4	1	0.7	0.25
Oct	0.3	2	0.7	0.7	0.5
Nov	1.8	1.1	1.1	1.1	0
Dec	1.8	0.8	0.6	1.3	0.8

VN Endorsements – In House

Month	Total 2023	Total 2022	Total 2021	Total 2020	Total 2019
Jan	0.8	0.25	0	1	0.74
Feb	0.4	0.25	0	0.75	0.75
Mar	0	0	0	1	0.5
Apr	0	0.65	0	1	0.42
May	0	0	0	0.8	0.5
June	0.2	0	1	1	0.8
Jul	0.8	0	0	0	0.8
Aug	0.4	0	0	0	0.4
Sep	0.5	0	0.5	0	0.25
Oct	0.3	0	0.1	0	0.5
Nov	0	0	0.3	0	0
Dec	0	0	0	0	0.8

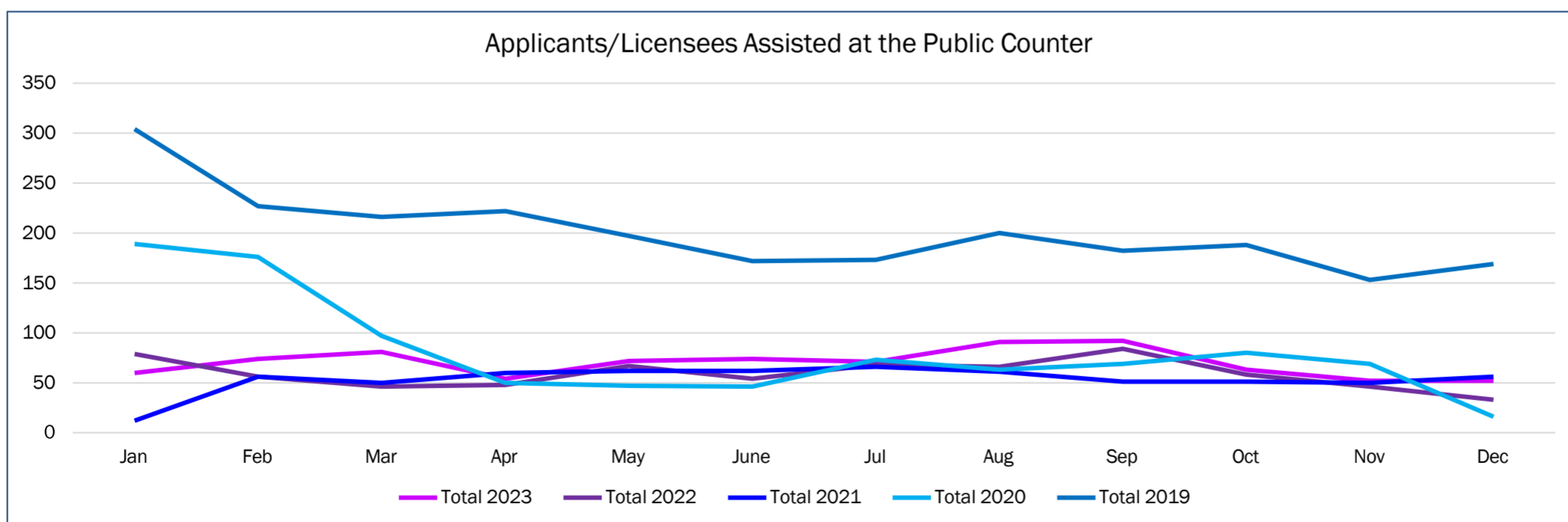
VN Initial Licensure

Month	Total 2023	Total 2022	Total 2021	Total 2020	Total 2019
Jan	0	0.5	0	0	0.8
Feb	0.07	0.03	0	0	0.4
Mar	0	0	0	0	0
Apr	0	0	0	0	1.14
May	0	0	0	0	0.15
June	0	0	0	0	0.25
Jul	0	0	0	0	0.25
Aug	0	0	0	0	0
Sep	0	0	0	0	0
Oct	0	0	0	0	0
Nov	0	0	0	0	0
Dec	0	0	0	0	0

PT Initial Licensure

Month	Total 2023	Total 2022	Total 2021	Total 2020	Total 2019
Jan	0	0	0	0	0
Feb	0	0	0	0	0
Mar	0	0	0	0	0
Apr	0	0	0	0	0
May	0	0	0	0	0
June	0	0	0	0	0
Jul	0	0	0	0	0
Aug	0	0	0	0	0
Sep	0	0	0	0	0
Oct	0	0	0	0	0
Nov	0	0	0	0	0
Dec	0	0	0	0	0

**BVNPT Licensing Division Statistics
January 2019 through December 31, 2023
Public Counter and Customer Service**



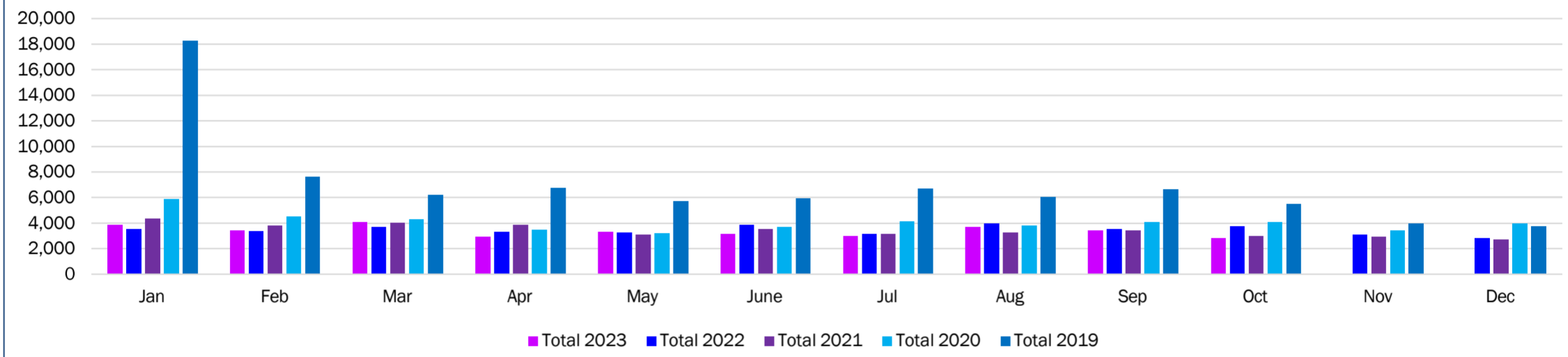
Temporary Licenses Issued at the Public Counter

Month	Total 2023	Total 2022	Total 2021	Total 2020	Total 2019
Jan	0	0	0	0	1
Feb	0	0	0	0	1
Mar	0	0	0	0	0
Apr	0	0	0	0	0
May	0	0	0	0	0
June	0	0	0	0	0
Jul	0	0	0	0	0
Aug	0	0	0	0	0
Sep	0	0	0	0	0
Oct	0	0	0	0	0
Nov	0	0	0	0	0
Dec	0	0	0	0	0
Total	0	0	0	0	2

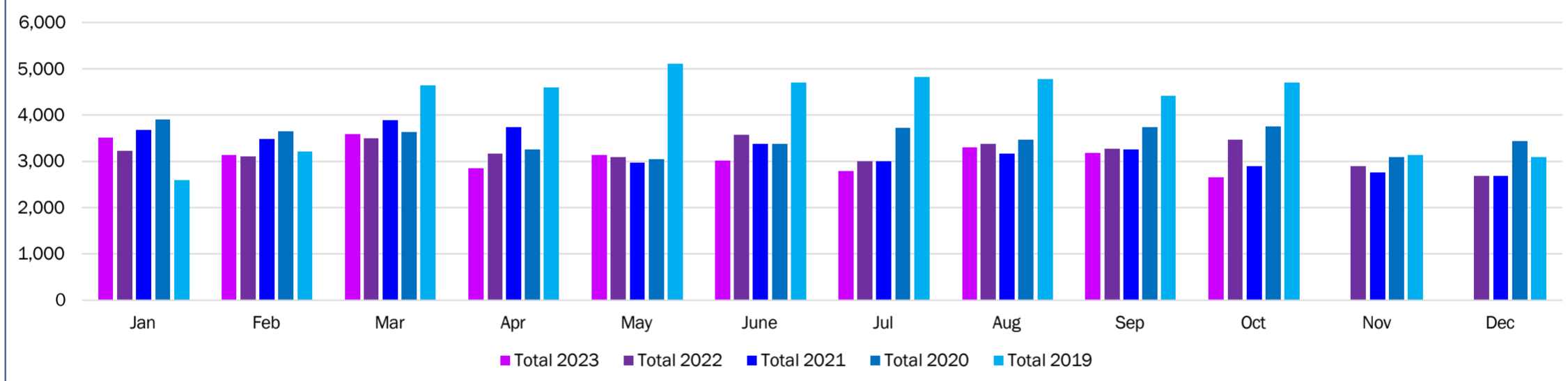
Incoming Emails to the General BVNPT Email Box

Month	Total 2023	Total 2022	Total 2021	Total 2020	Total 2019
Jan	1,577	1,313	1,671	1,279	2,594
Feb	1,481	1,367	1,502	1,004	1,551
Mar	1,690	1,601	1,442	1,544	1,279
Apr	1,436	1,520	1,214	1,477	1,154
May	1,503	1,367	1,302	994	1,070
June	1,348	1,678	1,271	1,443	1,120
Jul	1,401	1,486	1,504	1,370	982
Aug	1,635	1,616	1,433	1,311	1,016
Sep	1,742	1,405	1,416	1,410	1,305
Oct	2,098	1,030	1,435	1,257	1,685
Nov	1,713	1,125	1,004	1,034	662
Dec	1,484	1,245	1,119	977	1,047
Total	19,108	16,753	16,313	15,100	15,465

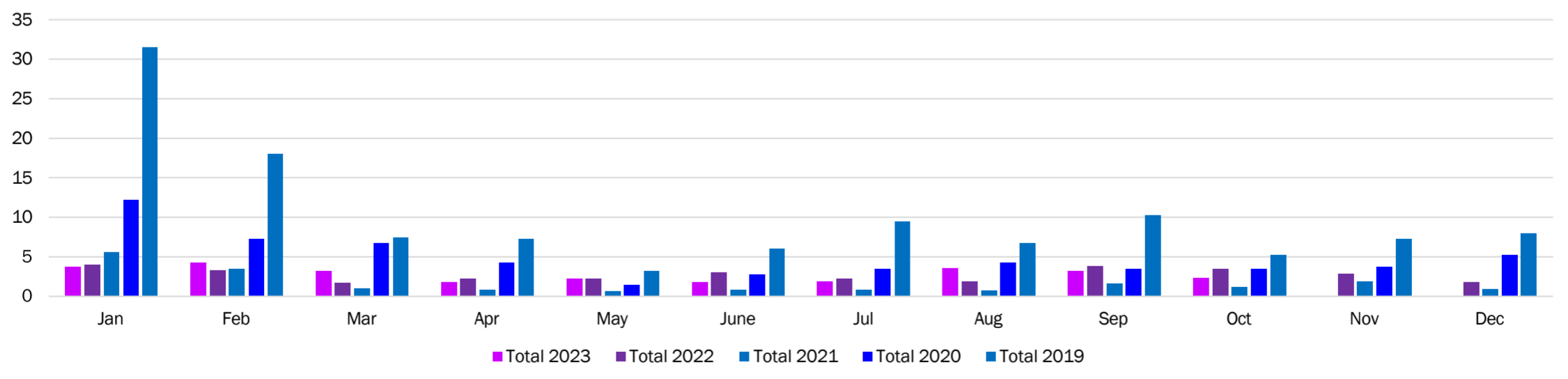
Incoming Telephone Calls



Incoming Calls Answered



Average Time on Hold in Minutes



Cashiering

In House Processed Payments - VN Renewal

Month	Total 2023	Total 2022	Total 2021	Total 2020	Total 2019
Jan	35	37	45	80	141
Feb	50	39	40	59	106
Mar	27	36	39	55	94
Apr	39	37	92	66	107
May	38	37	42	49	132
June	41	46	31	47	243
Jul	35	31	46	75	124
Aug	42	38	48	46	96
Sep	34	46	43	68	79
Oct	44	41	50	46	85
Nov	19	44	31	57	75
Dec	30	48	30	43	80
Total	434	480	537	691	1,362

Online Processed Payments - VN Renewal

Month	Total 2023	Total 2022	Total 2021	Total 2020	Total 2019
Jan	4,611	4,686	4,770	4,463	4,092
Feb	3,974	3,869	3,756	3,462	3,680
Mar	4,124	4,082	4,057	3,936	3,717
Apr	3,871	3,816	4,013	3,952	3,680
May	4,061	3,891	3,767	2,923	3,081
June	4,094	4,027	3,999	2,030	2,204
Jul	3,916	4,015	3,929	4,104	3,746
Aug	4,375	4,416	4,290	4,060	4,108
Sep	4,203	4,287	4,051	4,221	3,873
Oct	4,336	4,243	4,124	4,490	4,165
Nov	4,159	4,141	4,134	3,875	3,718
Dec	3,928	3,954	3,894	3,937	3,725
Total	49,652	49,427	48,784	45,453	43,789

In House Processed Payments - PT Renewal

Month	Total 2023	Total 2022	Total 2021	Total 2020	Total 2019
Jan	1	3	7	5	7
Feb	4	4	1	7	11
Mar	9	3	3	3	12
Apr	6	3	9	4	14
May	7	5	4	6	12
June	6	2	1	3	16
Jul	1	1	5	7	12
Aug	5	4	5	8	12
Sep	4	2	1	1	13
Oct	3	4	6	7	9
Nov	2	6	2	3	8
Dec	6	8	1	8	9
Total	54	45	45	62	135

Online Processed Payments - PT Renewal

Month	Total 2023	Total 2022	Total 2021	Total 2020	Total 2019
Jan	362	393	386	413	382
Feb	278	330	335	342	315
Mar	365	393	356	375	363
Apr	344	348	336	367	336
May	373	339	387	302	331
June	367	343	353	205	199
Jul	382	379	385	392	390
Aug	396	366	416	366	390
Sep	351	361	364	386	332
Oct	338	364	341	369	365
Nov	332	359	331	364	302
Dec	333	333	312	331	341
Total	4,221	4,308	4,302	4,212	4,046

In House Processed Payments - VN Examinations

Month	Total 2023	Total 2022	Total 2021	Total 2020	Total 2019
Jan	58	56	46	134	85
Feb	41	39	108	82	163
Mar	36	51	51	161	159
Apr	45	86	77	68	204
May	37	50	38	52	219
June	28	47	48	57	134
Jul	25	50	51	92	209
Aug	26	51	43	78	166
Sep	19	45	29	76	58
Oct	34	61	69	124	99
Nov	23	36	27	70	88
Dec	20	32	24	59	95
Total	392	604	611	1,053	1,679

Online Processed Payments - VN Examinations

Month	Total 2023	Total 2022	Total 2021	Total 2020	Total 2019
Jan	620	557	454	418	397
Feb	628	683	525	512	344
Mar	613	720	687	500	399
Apr	513	693	615	542	385
May	745	794	692	728	632
June	667	797	750	704	453
Jul	562	511	556	618	459
Aug	685	652	674	601	662
Sep	728	838	700	633	504
Oct	504	494	495	466	482
Nov	551	542	545	546	456
Dec	813	850	754	614	575
Total	7,629	8,131	7,447	6,882	5,748

In House Processed Payments - PT Examinations

Month	Total 2023	Total 2022	Total 2021	Total 2020	Total 2019
Jan	19	20	0	34	22
Feb	1	7	21	11	0
Mar	0	3	1	0	2
Apr	0	0	0	0	1
May	23	16	0	5	26
June	0	3	0	0	2
Jul	1	0	1	0	1
Aug	5	2	2	24	23
Sep	4	18	16	2	4
Oct	4	0	0	0	7
Nov	0	0	0	0	1
Dec	0	1	20	1	0
Total	57	70	61	77	89

Online Processed Payments - PT Examinations

Month	Total 2023	Total 2022	Total 2021	Total 2020	Total 2019
Jan	18	6	26	34	36
Feb	9	4	5	6	11
Mar	7	4	11	5	9
Apr	5	6	4	13	33
May	65	51	20	39	42
June	32	36	45	13	40
Jul	14	26	14	14	34
Aug	51	48	27	37	33
Sep	23	29	12	17	8
Oct	5	3	8	27	6
Nov	8	2	8	7	7
Dec	69	51	63	100	68
Total	306	266	243	312	327

In House Processed Payments - VN Reexaminations

Month	Total 2023	Total 2022	Total 2021	Total 2020	Total 2019
Jan	6	9	6	8	39
Feb	6	4	2	3	48
Mar	7	2	2	9	47
Apr	5	4	9	10	33
May	6	2	7	8	42
June	3	3	7	4	40
Jul	1	4	7	7	24
Aug	3	2	5	7	15
Sep	3	3	4	15	10
Oct	1	7	5	12	10
Nov	0	5	2	5	9
Dec	2	5	7	3	6
Total	43	50	63	91	323

Online Processed Payments - VN Reexaminations

Month	Total 2023	Total 2022	Total 2021	Total 2020	Total 2019
Jan	613	408	449	377	284
Feb	594	380	362	324	325
Mar	512	454	528	412	444
Apr	400	420	457	471	392
May	371	389	406	409	352
June	328	448	373	360	327
Jul	300	448	375	385	344
Aug	301	506	405	410	349
Sep	282	464	411	405	327
Oct	299	416	420	423	314
Nov	260	418	341	336	300
Dec	257	394	321	300	236
Total	4,517	5,145	4,848	4,612	3,994

In House Processed Payments - PT Reexaminations

Month	Total 2023	Total 2022	Total 2021	Total 2020	Total 2019
Jan	0	0	1	1	7
Feb	0	0	0	1	5
Mar	0	0	0	2	6
Apr	0	0	0	1	13
May	0	1	0	1	12
June	0	0	0	1	9
Jul	0	0	0	0	9
Aug	0	1	0	0	10
Sep	0	0	0	1	6
Oct	0	0	1	0	2
Nov	0	0	0	1	4
Dec	0	0	0	0	2
Total	0	2	2	9	85

Online Processed Payments - PT Reexaminations

Month	Total 2023	Total 2022	Total 2021	Total 2020	Total 2019
Jan	19	20	22	25	15
Feb	15	15	14	11	16
Mar	20	21	22	19	23
Apr	16	6	20	22	15
May	14	18	15	25	12
June	10	17	19	14	11
Jul	13	6	11	29	13
Aug	18	14	20	12	21
Sep	11	19	17	24	22
Oct	18	18	8	14	14
Nov	24	14	14	21	25
Dec	10	14	6	14	15
Total	188	182	188	230	202

In House Processed Payments - VN Interim Permit

Month	Total 2023	Total 2022	Total 2021	Total 2020	Total 2019
Jan	0	0	0	0	4
Feb	0	0	0	0	5
Mar	0	0	0	0	0
Apr	0	0	0	0	3
May	0	0	0	1	3
June	0	0	0	0	0
Jul	0	2	0	0	0
Aug	0	1	0	0	0
Sep	0	0	0	0	0
Oct	0	0	0	0	0
Nov	0	0	0	0	0
Dec	0	0	0	0	0
Total	0	3	0	1	15

Online Processed Payments - VN Interim Permit

Month	Total 2023	Total 2022	Total 2021	Total 2020	Total 2019
Jan	22	46	34	9	16
Feb	15	37	12	7	9
Mar	15	36	21	24	12
Apr	12	23	22	37	7
May	20	50	48	36	25
June	23	63	25	32	20
Jul	17	30	12	25	14
Aug	19	45	15	10	12
Sep	22	27	25	26	34
Oct	27	17	28	19	6
Nov	12	26	35	35	6
Dec	15	27	45	45	3
Total	219	427	322	305	164

In House Processed Payments - VN Verification

Month	Total 2023	Total 2022	Total 2021	Total 2020	Total 2019
Jan	34	19	30	31	31
Feb	29	30	29	39	42
Mar	32	20	47	25	32
Apr	34	21	59	30	56
May	23	20	34	31	41
June	27	22	38	30	37
Jul	28	23	27	30	73
Aug	24	22	32	37	49
Sep	16	30	25	40	31
Oct	27	33	29	36	36
Nov	10	29	14	32	23
Dec	12	31	21	30	38
Total	296	300	385	391	489

Online Processed Payments - VN Verification

Month	Total 2023	Total 2022	Total 2021	Total 2020	Total 2019
Jan	172	190	151	112	88
Feb	139	194	124	110	89
Mar	205	209	253	110	130
Apr	193	220	195	93	91
May	212	198	180	122	128
June	193	204	216	102	117
Jul	169	224	200	121	125
Aug	182	205	228	127	125
Sep	179	174	217	117	106
Oct	171	194	155	147	125
Nov	143	132	172	144	86
Dec	131	153	165	163	81
Total	2,089	2,297	2,256	1,468	1,291

In House Processed Payments - VN Initial Licensure

Month	Total 2023	Total 2022	Total 2021	Total 2020	Total 2019
Jan	2	0	0	1	17
Feb	1	0	3	2	36
Mar	2	2	3	2	20
Apr	1	0	7	2	23
May	0	4	1	4	8
June	0	0	3	0	3
Jul	3	6	1	0	10
Aug	1	3	2	1	6
Sep	8	3	1	4	4
Oct	2	1	0	3	3
Nov	3	1	1	1	5
Dec	3	2	2	0	3
Total	26	22	24	20	138

Online Processed Payments - VN Initial Licensure

Month	Total 2023	Total 2022	Total 2021	Total 2020	Total 2019
Jan	773	489	548	510	474
Feb	634	509	500	454	540
Mar	955	759	626	534	545
Apr	738	654	616	464	561
May	563	595	576	413	506
June	724	639	579	582	581
Jul	709	672	689	686	678
Aug	718	659	581	643	605
Sep	681	569	541	649	554
Oct	772	689	591	647	677
Nov	672	617	561	499	550
Dec	581	719	582	441	506
Total	8,520	7,570	6,990	6,522	6,777

In House Processed Payments - PT Initial Licensure

Month	Total 2023	Total 2022	Total 2021	Total 2020	Total 2019
Jan	0	0	0	0	3
Feb	0	0	0	0	7
Mar	0	0	0	2	3
Apr	0	0	0	0	3
May	0	0	0	0	1
June	0	0	0	0	0
Jul	0	0	1	0	0
Aug	0	0	2	0	0
Sep	0	0	0	0	0
Oct	0	0	0	0	1
Nov	0	0	0	0	0
Dec	0	0	0	0	0
Total	0	0	3	2	18

Online Processed Payments - PT Initial Licensure

Month	Total 2023	Total 2022	Total 2021	Total 2020	Total 2019
Jan	17	14	40	17	19
Feb	43	20	43	26	57
Mar	29	39	36	33	50
Apr	12	14	26	17	24
May	8	9	21	32	17
June	25	13	15	21	15
Jul	50	34	19	24	40
Aug	18	32	32	32	30
Sep	23	15	19	21	53
Oct	37	16	26	35	53
Nov	25	41	18	18	26
Dec	11	19	15	12	26
Total	298	266	310	288	410

