



DATE	May 9, 2023
TO	Board Members
FROM	Beth DeYoung, MPH, RN Supervising Nursing Education Consultant (SNEC)
SUBJECT	Education Division Report

Site Visits

The Nursing Education Consultants (NEC’s) have continued conducting onsite program visits, mostly related to the continued approval process. During the period of January 1, 2023, to March 31, 2023, the NEC’s conducted 17 onsite program visits.

Issues and Challenges During the COVID-19 Pandemic:

The NECs continue to communicate with Program Directors to ensure that programs are complying with regulations and the students are not negatively impacted by loss of clinical sites due to the COVID-19 pandemic. Vocational Nursing (VN) and Psychiatric Technician (PT) programs faced many challenges during the pandemic and have been creative with various clinical modalities to continue to move their students forward. The NECs are currently working with seven programs who are still in need of temporary alternative modalities for accomplishing clinical hours due to the COVID-19 pandemic.

Initial Approval of New School or Program

From the initial cohort of applicants, who were on the Board’s waiting list on or before December 31, 2019, nine applicants submitted a Letter of Intent by February 2, 2022. These nine applicants were assigned to an NEC from June 19, 2022, to August 1, 2022, after submission of their completed program approval application. Of the nine proposed programs, eight are private VN programs and one is a VN adult school. Eight of the nine applicants from this cohort have been approved to start a vocational nursing program.

Since the Public Stakeholder Meeting on October 6, 2022 and holding the three online training sessions to present the new VN and PT regulations for the program application process for a new school or program, 12 programs have submitted a Letter of Intent for Initial Approval of New School or Program. All 12 proposed programs are vocational nursing programs, two community colleges and ten private programs. Eight of the 12 programs who submitted a completed Letter of Intent without deficiencies have been assigned to an NEC. One of the 12 programs was approved to start a vocational nursing program in April 2023.

Staff Updates

The Governor's 2022-23 Budget includes funds specifically to hire two additional NEC's and one Associate Government Program Analyst (AGPA) to assist with the new school or program application process which began January 2022. On April 17, 2023, the AGPA position was filled. The two NEC positions were filled on April 24, 2023, and April 27, 2023. We currently have no vacant positions.

Director Forum

The Education Division holds semi-annual forums with VN and PT program directors. The Spring 2023 Online Director Forum was held on May 3, 2023, via WebEx. Previously, the forum was scheduled for two four-hour days which repeated the same content on the second day. The one-day conference allowed for additional presentations, director networking, and extended Q&A sessions.

Meeting with Psychiatric Technician Program Directors

On February 24, 2023, an online meeting was held with eight PT program directors and the Department of State Hospital (DSH) team. A discussion was led by DSH on challenges with increasing the number of California PT licensees and the need for broader marketing and outreach strategies to increase awareness of the PT role. Future meetings are expected to be held regarding the development and implementation of a potential marketing campaign.

Organizational Improvement Office

DCA's Organizational Improvement Office (OIO) provides DCA boards and bureaus with change management services, business process mapping, and information technology system requirement documentation as well as collaborative consulting on process reengineering that maximizes utilization of existing resources, improves productivity, and increases quality. With the assistance of the OIO, the Education Division completed the mapping process for identifying steps of specific tasks within the Division. The OIO is preparing their report detailing specific recommendations on improving efficiencies throughout the Education Division. The final report will be presented to the Executive Officer (EO) for review. The report and recommendations will be presented to the Board at a future meeting.



**Education Division
Statistical Data**

January 1, 2019 through March 31, 2023

Executive Summary

Approved Active Programs – VN

Month	Total 2023	Total 2022	Total 2021	Total 2020	Total 2019
Jan	146	134	123	128	131
Feb	146	134	124	128	126
Mar	146	135	126	130	127
Apr		136	126	129	126
May		138	129	129	127
June		139	131	125	120
Jul		139	131	124	130
Aug		139	132	122	129
Sep		139	132	125	129
Oct		139	132	123	129
Nov		140	133	123	130
Dec		143	134	123	129

Approved Active Programs – PT

Month	Total 2023	Total 2022	Total 2021	Total 2020	Total 2019
Jan	11	11	12	13	13
Feb	11	11	12	13	13
Mar	11	11	12	13	13
Apr		11	12	13	14
May		11	12	14	12
June		11	12	12	12
Jul		11	12	12	13
Aug		11	11	12	13
Sep		11	11	12	13
Oct		11	11	12	13
Nov		11	11	12	13
Dec		11	11	12	13

Provisionally Approved Active Programs – VN

Month	Total 2023	Total 2022	Total 2021	Total 2020	Total 2019
Jan	5	9	14	11	10
Feb	5	9	14	10	13
Mar	5	7	12	10	13
Apr		7	12	13	13
May		6	11	13	9
June		5	9	12	7
Jul		5	9	12	8
Aug		5	9	14	9
Sep		5	9	14	16
Oct		5	9	13	9
Nov		5	9	14	9
Dec		5	9	14	11

Provisionally Approved Active Programs – PT

Month	Total 2023	Total 2022	Total 2021	Total 2020	Total 2019
Jan	1	1	1	1	1
Feb	1	1	1	1	1
Mar	1	1	1	1	1
Apr		1	1	2	1
May		1	1	2	1
June		1	1	1	1
Jul		1	1	1	1
Aug		1	2	1	1
Sep		1	2	1	1
Oct		1	2	1	1
Nov		1	2	1	1
Dec		1	2	1	1

Assigned Proposed Programs – VN

Month	Total 2023	Total 2022	Total 2021	Total 2020	Total 2019
Jan	10	10	10	20	11
Feb	14	10	9	19	11
Mar	12	18	9	17	10
Apr		18	9	16	13
May		14	18	16	13
June		14	18	16	20
Jul		13	17	16	22
Aug		12	16	14	21
Sep		12	15	17	21
Oct		12	15	14	22
Nov		11	13	13	21
Dec		10	11	13	20

Assigned Proposed Programs – PT

Month	Total 2023	Total 2022	Total 2021	Total 2020	Total 2019
Jan	0	0	0	1	0
Feb	0	0	0	0	0
Mar	0	0	0	0	0
Apr		0	0	0	0
May		0	0	0	0
June		0	0	0	0
Jul		0	0	0	2
Aug		0	0	0	1
Sep		0	0	2	1
Oct		0	0	0	1
Nov		0	0	0	1
Dec		0	0	0	1

Unassigned Proposed Programs – VN

Month	Total 2023	Total 2022	Total 2021	Total 2020	Total 2019
Jan	7	53	43	33	32
Feb	3	47	52	32	32
Mar	4	36	57	32	32
Apr		36	58	33	24
May		36	42	34	24
June		36	47	35	24
Jul		36	49	35	24
Aug		36	50	37	27
Sep		36	50	38	29
Oct		1	51	41	31
Nov		4	53	41	33
Dec		4	53	41	33

Unassigned Proposed Programs – PT

Month	Total 2023	Total 2022	Total 2021	Total 2020	Total 2019
Jan	0	3	2	1	2
Feb	0	3	2	1	2
Mar	0	2	3	1	2
Apr		2	3	1	1
May		2	3	1	1
June		2	3	1	1
Jul		2	3	1	1
Aug		2	3	1	1
Sep		2	3	1	1
Oct		0	3	1	1
Nov		0	3	1	1
Dec		0	3	1	1

**These eight categories are captured on a monthly basis and do not accumulate into yearly totals.

Complaints Received Regarding Approved Programs

Month	Total 2023	Total 2022	Total 2021	Total 2020	Total 2019
Jan	12	8	10	5	7
Feb	8	1	16	8	10
Mar	4	5	10	7	8
Apr		10	5	2	9
May		9	3	16	7
June		12	7	1	5
Jul		16	2	10	3
Aug		9	3	10	5
Sep		13	8	7	6
Oct		11	4	10	19
Nov		8	11	12	16
Dec		1	10	7	9
Total	24	103	89	95	104

**Change Requests from Programs
(# of times reviewed)**

Month	Total 2023	Total 2022	Total 2021	Total 2020	Total 2019
Jan	964	1,131	784	460	341
Feb	705	935	532	425	286
Mar	1,104	1,062	644	548	295
Apr		1,036	665	632	253
May		1,253	832	556	302
June		1,210	1,056	545	418
Jul		1,125	777	614	470
Aug		1,285	843	581	435
Sep		1,318	944	496	461
Oct		1,252	721	610	453
Nov		1,188	759	523	488
Dec		865	779	610	426
Total	2,773	13,660	9,336	6,600	4,628

**Faculty Approval Applications
(# of times reviewed)**

Month	Total 2023	Total 2022	Total 2021	Total 2020	Total 2019
Jan	421	321	219	196	174
Feb	313	292	218	197	123
Mar	469	394	309	119	160
Apr		367	306	88	203
May		315	260	100	196
June		390	230	202	155
Jul		299	349	287	232
Aug		371	386	247	218
Sep		440	285	242	183
Oct		371	422	243	205
Nov		414	289	227	184
Dec		263	392	213	208
Total	1,203	4,237	3,665	2,361	2,241

**Facility Approval Applications
(# of times reviewed)**

Month	Total 2023	Total 2022	Total 2021	Total 2020	Total 2019
Jan	369	274	183	280	141
Feb	263	351	286	171	147
Mar	463	554	480	178	162
Apr		472	440	31	157
May		460	421	69	232
June		411	313	212	216
Jul		385	234	266	155
Aug		399	407	341	150
Sep		376	345	314	165
Oct		490	329	333	190
Nov		616	308	302	199
Dec		511	250	250	208
Total	1,095	5,299	3,996	2,747	2,122

Reports for Executive Officer Review

Month	Total 2023	Total 2022	Total 2021	Total 2020	Total 2019
Jan	19	20	10	20	19
Feb	12	10	6	15	9
Mar	4	28	5	11	13
Apr		10	8	5	14
May		32	11	15	15
June		19	19	12	15
Jul		6	8	20	13
Aug		13	9	8	16
Sep		9	10	13	17
Oct		3	13	20	10
Nov		24	18	6	11
Dec		2	1	11	10
Total	35	176	118	156	162

Reports for Board Meetings

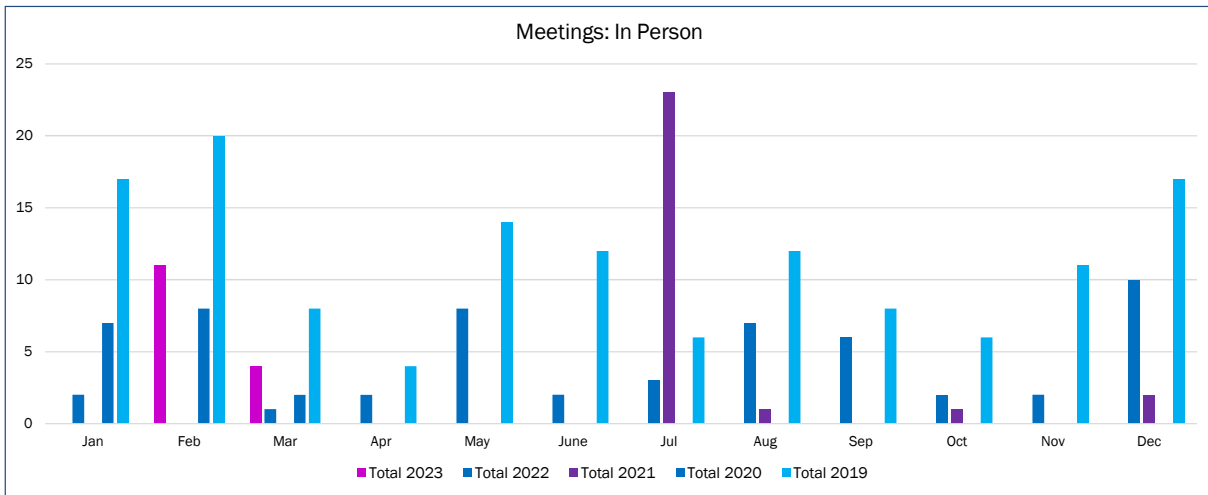
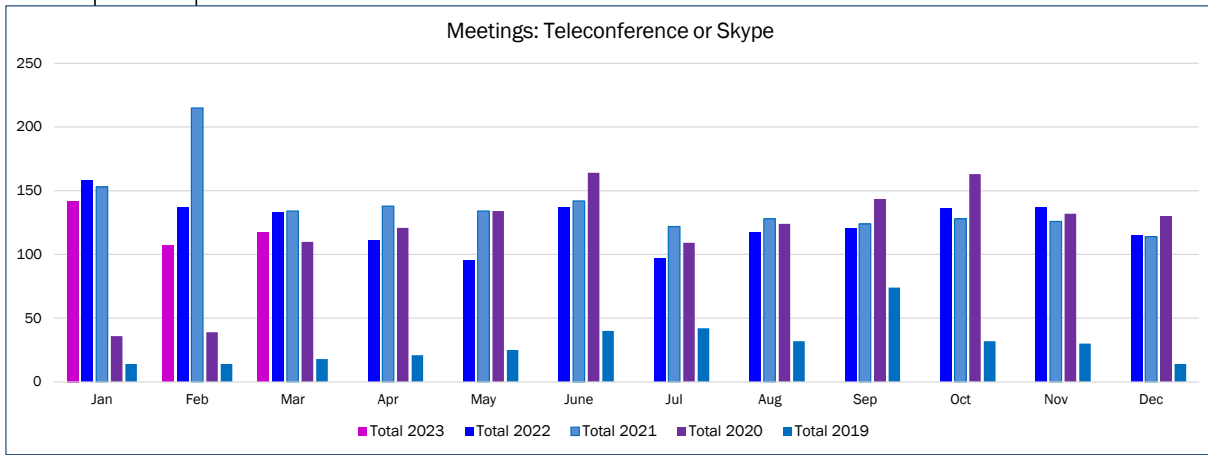
Month	Total 2023	Total 2022	Total 2021	Total 2020	Total 2019
Jan	0	4	9	8	7
Feb	1	8	8	9	10
Mar	2	1	1	6	6
Apr		1	2	8	5
May		3	12	9	11
June		4	3	4	8
Jul		5	2	9	10
Aug		1	6	10	8
Sep		0	1	4	6
Oct		0	1	8	6
Nov		5	5	8	6
Dec		0	1	8	5
Total	3	32	51	91	88

Inspections: Onsite

Month	Total 2023	Total 2022	Total 2021	Total 2020	Total 2019
Jan	2	5	1	4	6
Feb	8	2	1	3	1
Mar	7	6	1	2	4
Apr		5	4	0	5
May		10	1	0	4
June		5	3	0	3
Jul		6	7	1	4
Aug		6	11	1	4
Sep		6	5	1	3
Oct		5	3	0	4
Nov		0	1	0	3
Dec		3	5	0	4
Total	17	59	43	12	45

Inspections: Program Record Surveys completed

Month	Total 2023	Total 2022	Total 2021	Total 2020	Total 2019
Jan	2	4	7	11	7
Feb	4	1	5	3	3
Mar	6	8	5	7	3
Apr		6	5	7	5
May		6	2	1	6
June		6	2	1	6
Jul		2	7	5	3
Aug		5	10	3	1
Sep		2	5	1	8
Oct		5	9	3	6
Nov		5	3	3	9
Dec		2	0	7	2
Total	12	52	60	52	59

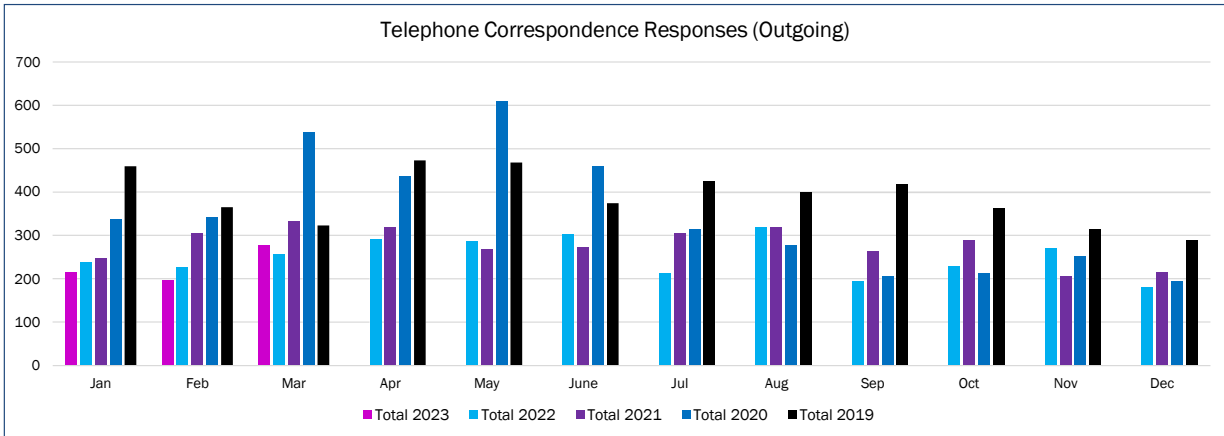
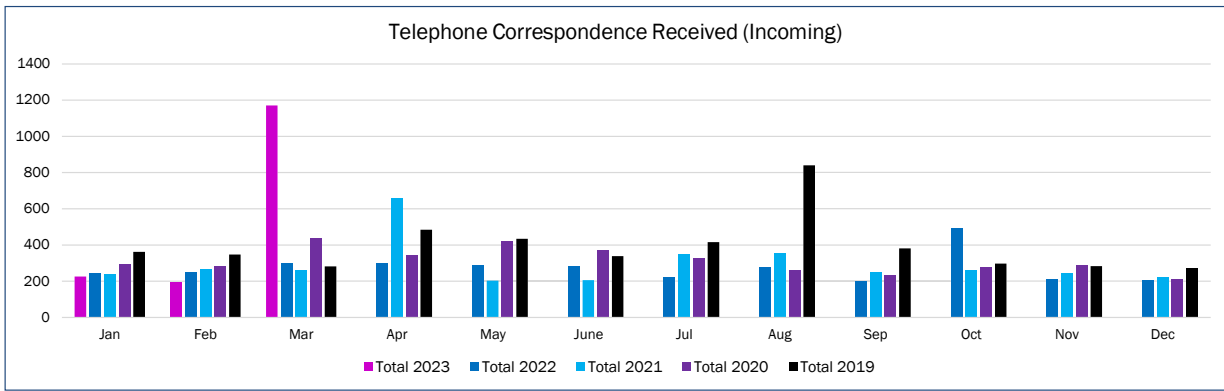


Written Correspondence Received (Incoming)

Month	Total 2023	Total 2022	Total 2021	Total 2020	Total 2019
Jan	3,200	3,738	3,655	2,729	1,407
Feb	1,746	3,863	4,393	2,593	1,338
Mar	3,287	4,017	3,737	3,717	989
Apr		3,381	3,426	3,328	1,129
May		3,705	3,334	3,322	1,353
June		3,904	3,545	2,588	1,496
Jul		2,824	3,252	2,518	2,015
Aug		3,264	3,302	2,688	1,918
Sep		2,668	3,463	2,514	2,377
Oct		3,190	3,842	2,875	1,984
Nov		2,985	3,489	2,690	1,827
Dec		2,470	3,298	2,741	1,684
Total	8,233	40,009	42,736	34,303	19,517

Written Correspondence Responses (Outgoing)

Month	Total 2023	Total 2022	Total 2021	Total 2020	Total 2019
Jan	2,328	2,955	3,065	1,957	930
Feb	1,598	3,188	3,565	1,952	1,018
Mar	4,062	2,927	2,998	2,942	857
Apr		2,790	2,141	2,864	1,015
May		2,902	2,557	2,556	1,272
June		3,227	2,835	2,262	1,299
Jul		2,047	2,696	2,708	1,754
Aug		2,584	2,740	2,365	1,135
Sep		2,784	2,598	2,374	2,048
Oct		2,008	2,870	2,602	1,823
Nov		2,420	2,681	2,368	1,641
Dec		1,638	2,505	2,282	1,487
Total	7,988	31,470	33,251	29,232	16,279



Scope of Practice Questions

Month	Total 2023	Total 2022	Total 2021	Total 2020	Total 2019
Jan	141	98	67	90	62
Feb	141	76	110	78	62
Mar	160	146	92	90	133
Apr		115	104	74	138
May		97	105	95	139
June		96	120	96	115
Jul		86	119	96	66
Aug		120	55	60	104
Sep		143	112	78	89
Oct		113	134	51	111
Nov		98	119	61	101
Dec		101	98	63	80
Total	442	1,289	1,235	932	1,200

Psychiatric Technician Examination Development Session Preparation

Month	Total 2023	Total 2022	Total 2021	Total 2020	Total 2019
Jan	16	2	0	10	20
Feb	0	1	0	19	10
Mar	41	0	0	1	8
Apr		1	0	2	16
May		0	1	2	0
June		1	0	0	1
Jul		0	0	0	9
Aug		0	0	0	6
Sep		36	2	0	6
Oct		26	0	0	12
Nov		13	0	0	0
Dec		16	4	0	12
Total	57	96	7	34	100

Intravenous Therapy/Blood Withdrawal Course Certification and CE Provider Applications

Month	Total 2023	Total 2022	Total 2021	Total 2020	Total 2019
Jan	33	18	34	22	27
Feb	90	18	39	18	10
Mar	39	30	24	12	6
Apr		62	8	10	9
May		28	29	10	5
June		16	18	27	5
Jul		5	8	22	44
Aug		49	21	19	8
Sep		21	15	42	21
Oct		26	30	55	12
Nov		15	35	39	19
Dec		22	1	40	25
Total	162	310	262	316	191

Intravenous Therapy/Blood Withdrawal Approved License Certifications Issued in Breeze

Month	Total 2023	Total 2022	Total 2021	Total 2020	Total 2019
Jan	145	248	269	353	362
Feb	798	345	297	295	309
Mar	866	449	313	375	274
Apr		404	407	248	370
May		221	576	155	254
June		239	522	254	335
Jul		259	334	368	519
Aug		217	449	380	557
Sep		195	298	434	185
Oct		247	351	462	507
Nov		312	273	313	306
Dec		570	378	421	574
Total	1,809	3,706	4,467	4,058	4,552

*Education Division team assumed responsibility for IV/BW certifications in March 2019