



DATE	January 6, 2023
TO	Board Members
FROM	Shelley Brown Licensing Manager
SUBJECT	Licensing Division Report

STAFFING UPDATE:

Since the last Board Meeting, we filled two Program Technician II (PT II) vacancies in the Licensing Division. There are currently two PT II vacancies in the Licensing Division, one due to retirement and one due to a lateral transfer to another agency. We recently conducted interviews and hope to have the vacancies filled shortly.

LICENSING STATISTICS:

The Licensing Division Statistical Data – Executive Summary is included with the Board materials. These comprehensive Licensing statistics cover activity from January 1, 2018, through December 31, 2022.

The Licensing Technicians continue to do an amazing job. October 2022 through December 2022, on the inquiry phone line, we maintained an average 94% caller assist rate with an average wait time of under three minutes. During the same time period our average processing time for initial applications was less than two weeks.

CE AUDIT UPDATE:

We hope to resume continuing education (CE) audits this spring. CE audits were suspended due to COVID-19 and the Governor’s Executive Order N-39-20, which included a temporary waiver of the continuing education requirement for individuals whose active licenses expired between March 31, 2020, and October 31, 2021.



**Licensing Division
Statistical Data**

January 1, 2018 through December 31, 2022

Executive Summary

BVNPT Licensing Division Statistics
January 2018 through December 31, 2022
Vocational Nurses and Psychiatric Technicians

VN Examination Request Received

Month	Total 2022	Total 2021	Total 2020	Total 2019	Total 2018
Jan	510	499	474	439	576
Feb	687	657	759	563	654
Mar	750	797	511	499	600
Apr	769	707	627	519	679
May	905	678	764	884	892
June	821	690	792	543	489
Jul	571	578	663	616	531
Aug	876	639	774	867	609
Sep	971	762	795	617	563
Oct	477	641	644	556	653
Nov	487	624	665	565	590
Dec	692	761	769	662	858
Total	8,516	8,033	8237	7330	7694

PT Examination Requests Received

Month	Total 2022	Total 2021	Total 2020	Total 2019	Total 2018
Jan	28	44	65	55	74
Feb	6	588	27	16	15
Mar	2	17	3	9	11
Apr	13	6	16	6	3
May	66	40	42	90	60
June	37	44	13	42	13
Jul	22	15	16	33	47
Aug	51	28	63	52	65
Sep	47	27	15	35	55
Oct	3	8	28	9	12
Nov	1	8	7	7	11
Dec	51	82	102	68	110
Total	327	907	397	422	476

VN Examination Retakes Received

Month	Total 2022	Total 2021	Total 2020	Total 2019	Total 2018
Jan	416	455	356	292	448
Feb	384	361	311	328	420
Mar	455	537	396	462	453
Apr	424	458	450	394	421
May	390	414	389	376	433
June	450	380	348	332	378
Jul	450	377	389	337	363
Aug	505	411	426	346	700
Sep	465	416	408	321	409
Oct	422	425	431	310	422
Nov	419	344	340	289	331
Dec	397	324	302	232	301
Total	5,177	4,902	4546	4019	5079

PT Examination Retakes Received

Month	Total 2022	Total 2021	Total 2020	Total 2019	Total 2018
Jan	20	23	24	19	28
Feb	15	14	12	20	32
Mar	21	24	18	29	29
Apr	13	19	22	27	35
May	18	15	25	23	24
June	17	19	15	17	35
Jul	6	11	29	18	26
Aug	15	20	13	21	51
Sep	19	17	24	28	30
Oct	18	9	15	15	29
Nov	14	14	20	28	23
Dec	14	6	14	15	21
Total	190	191	231	260	363

VN Interim Permits Issued

Month	Total 2022	Total 2021	Total 2020	Total 2019	Total 2018
Jan	22	22	1	8	20
Feb	13	8	1	9	15
Mar	15	5	0	5	14
Apr	9	9	8	4	10
May	18	14	19	7	18
June	15	18	19	14	11
Jul	21	6	8	5	15
Aug	35	6	7	5	20
Sep	17	9	10	14	11
Oct	8	16	8	2	13
Nov	17	22	12	0	3
Dec	9	14	21	1	12
Total	199	149	114	74	162

PT Interim Permits Issued

Month	Total 2022	Total 2021	Total 2020	Total 2019	Total 2018
Jan	0	2	0	0	0
Feb	0	1	0	0	0
Mar	0	1	0	0	0
Apr	0	0	0	0	1
May	1	0	0	16	3
June	8	0	10	0	0
Jul	1	0	2	1	3
Aug	1	1	0	1	0
Sep	1	0	0	0	0
Oct	0	1	0	0	0
Nov	0	0	0	0	0
Dec	0	0	10	0	11
Total	12	6	22	18	18

VN Examination Results

Month	Total 2022	Total 2021	Total 2020	Total 2019	Total 2018
Jan	699	806	608	753	662
Feb	845	905	702	835	661
Mar	1,064	990	492	838	913
Apr	907	994	568	807	850
May	966	804	769	796	919
June	1,000	984	903	761	858
Jul	1,014	975	1,056	902	984
Aug	1,035	877	1,008	835	969
Sep	982	898	1,094	849	818
Oct	750	896	1,073	989	831
Nov	646	801	743	734	781
Dec	782	930	723	754	843
Total	10,690	10,860	9739	9853	10089

PT Examination Results

Month	Total 2022	Total 2021	Total 2020	Total 2019	Total 2018
Jan	44	54	36	40	40
Feb	37	64	37	85	49
Mar	59	44	37	35	85
Apr	30	55	29	42	97
May	22	42	47	41	62
June	51	39	37	42	50
Jul	44	33	53	62	60
Aug	51	45	54	70	57
Sep	26	45	53	78	50
Oct	35	38	63	72	77
Nov	42	34	39	57	63
Dec	17	33	48	39	36
Total	458	526	533	663	726

VN Initial Applications Received

Month	Total 2022	Total 2021	Total 2020	Total 2019	Total 2018
Jan	490	548	514	491	508
Feb	510	507	456	568	490
Mar	768	637	538	560	619
Apr	657	619	466	582	655
May	599	578	417	507	548
June	640	583	582	584	623
Jul	681	692	686	684	578
Aug	667	581	644	612	953
Sep	577	542	653	554	551
Oct	699	594	653	681	603
Nov	621	562	500	557	497
Dec	723	584	442	509	527
Total	7,632	7,027	6,551	6,889	7,152

PT Initial Applications Received

Month	Total 2022	Total 2021	Total 2020	Total 2019	Total 2018
Jan	14	40	17	22	17
Feb	22	43	26	64	28
Mar	39	36	35	53	33
Apr	14	26	17	28	54
May	9	21	32	17	48
June	13	15	21	15	26
Jul	34	20	23	40	30
Aug	32	33	32	30	51
Sep	15	19	21	53	27
Oct	16	26	35	53	35
Nov	41	18	18	26	45
Dec	19	15	12	26	23
Total	268	312	289	427	417

VN Endorsements Received

Month	Total 2022	Total 2021	Total 2020	Total 2019	Total 2018
Jan	188	107	46	35	46
Feb	139	78	37	44	48
Mar	105	112	44	49	53
Apr	99	80	40	49	49
May	111	104	36	52	47
June	157	150	52	47	63
Jul	81	102	63	54	43
Aug	93	117	86	73	88
Sep	99	113	57	48	59
Oct	55	94	57	56	44
Nov	70	100	59	63	35
Dec	86	73	72	35	36
Total	1283	1230	649	605	611

PT Endorsements Received

Month	Total 2022	Total 2021	Total 2020	Total 2019	Total 2018
Jan	0	0	0	0	0
Feb	0	0	0	0	0
Mar	0	0	0	0	0
Apr	0	0	0	0	0
May	0	0	0	0	0
June	0	0	0	1	0
Jul	0	0	0	1	0
Aug	0	0	0	0	0
Sep	0	0	0	0	0
Oct	0	0	1	0	0
Nov	0	0	0	0	0
Dec	0	0	0	1	0
Total	0	0	1	3	0

VN Verification Letters Received

Month	Total 2022	Total 2021	Total 2020	Total 2019	Total 2018
Jan	207	202	167	125	191
Feb	205	168	168	140	173
Mar	217	282	144	177	153
Apr	232	226	138	158	165
May	200	200	172	178	202
June	210	246	152	172	165
Jul	228	216	174	200	177
Aug	213	252	171	174	159
Sep	194	240	157	155	154
Oct	197	177	185	181	150
Nov	141	176	162	123	171
Dec	158	172	187	136	135
Total	2402	2557	1977	1919	1995

PT Verification Letters Received

Month	Total 2022	Total 2021	Total 2020	Total 2019	Total 2018
Jan	2	2	0	1	0
Feb	0	0	0	1	1
Mar	1	2	0	1	2
Apr	2	0	2	1	1
May	2	1	0	0	0
June	1	1	0	0	1
Jul	2	1	1	0	1
Aug	0	0	2	2	0
Sep	1	1	1	0	0
Oct	2	2	2	1	0
Nov	1	1	0	0	1
Dec	2	2	0	0	0
Total	16	13	8	7	7

VN Licenses Issued

Month	Total 2022	Total 2021	Total 2020	Total 2019	Total 2018
Jan	471	519	511	544	349
Feb	509	502	463	499	442
Mar	740	637	515	573	368
Apr	681	648	490	589	825
May	588	542	383	548	917
June	662	616	617	624	626
Jul	659	675	681	699	528
Aug	713	599	630	606	933
Sep	569	540	636	533	541
Oct	715	583	662	694	612
Nov	617	576	519	546	498
Dec	691	597	452	531	447
Total	7,615	7,034	6,559	6,986	7,086

PT Licenses Issued

Month	Total 2022	Total 2021	Total 2020	Total 2019	Total 2018
Jan	14	36	13	19	24
Feb	20	46	39	66	16
Mar	40	38	36	55	29
Apr	15	25	18	26	60
May	9	23	32	15	47
June	13	14	22	15	32
Jul	35	21	22	36	30
Aug	32	32	30	29	57
Sep	13	19	23	54	28
Oct	19	27	36	61	35
Nov	41	17	18	23	38
Dec	17	16	12	22	36
Total	268	314	301	421	432

VN Renewals Completed

Month	Total 2022	Total 2021	Total 2020	Total 2019	Total 2018
Jan	4,651	4,773	4,526	4,297	4,472
Feb	3,882	3,804	3,667	3,808	3,647
Mar	4,144	4,093	3,882	3,705	4,018
Apr	3,867	4,097	4,388	3,720	3,618
May	3,806	3,816	3,648	3,842	3,674
June	4,062	4,025	3,785	3,720	3,718
Jul	4,043	3,984	4,153	3,984	3,899
Aug	4,430	4,333	4,123	4,174	4,400
Sep	4,305	4,092	4,280	3,949	3,941
Oct	4,273	4,158	4,541	4,242	4,404
Nov	4,157	4,167	3,907	4,127	4,081
Dec	3,973	3,919	4,009	3,752	3,778
Total	49,593	49,261	48,909	47,320	47,650

PT Renewals Completed

Month	Total 2022	Total 2021	Total 2020	Total 2019	Total 2018
Jan	391	396	420	391	384
Feb	333	335	336	324	376
Mar	394	360	362	366	372
Apr	353	344	399	348	346
May	345	390	348	403	361
June	345	355	365	347	351
Jul	377	390	394	425	401
Aug	370	421	373	391	614
Sep	363	365	389	348	356
Oct	366	345	379	367	383
Nov	359	334	368	345	368
Dec	338	313	339	345	358
Total	4,334	4,348	4,472	4,400	4,670

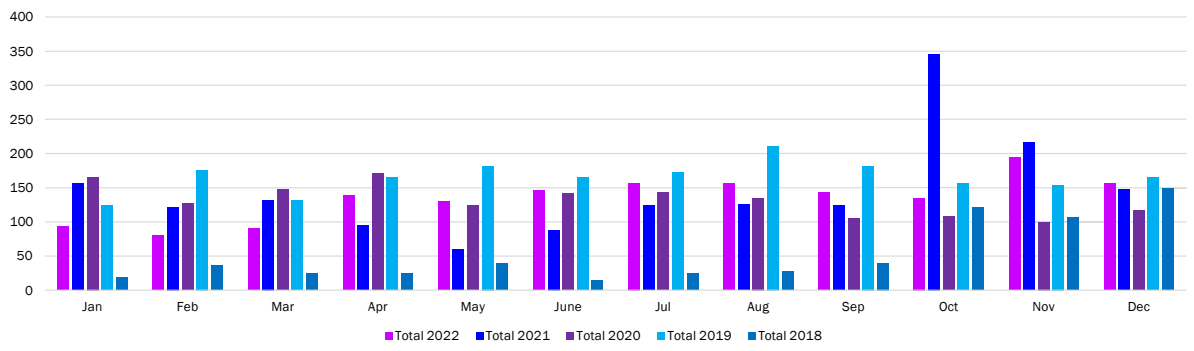
VN Equivalency Applications Received - Online and In House

Month	Total 2022	Total 2021	Total 2020	Total 2019	Total 2018
Jan	164	155	133	75	143
Feb	160	136	107	99	136
Mar	184	181	123	103	158
Apr	204	155	115	140	150
May	148	150	126	109	156
June	144	144	127	95	143
Jul	144	135	154	138	126
Aug	154	122	129	132	168
Sep	166	167	139	100	147
Oct	112	185	166	107	170
Nov	90	134	114	118	115
Dec	93	153	114	104	125
Total	1763	1,817	1,547	1,320	1,737

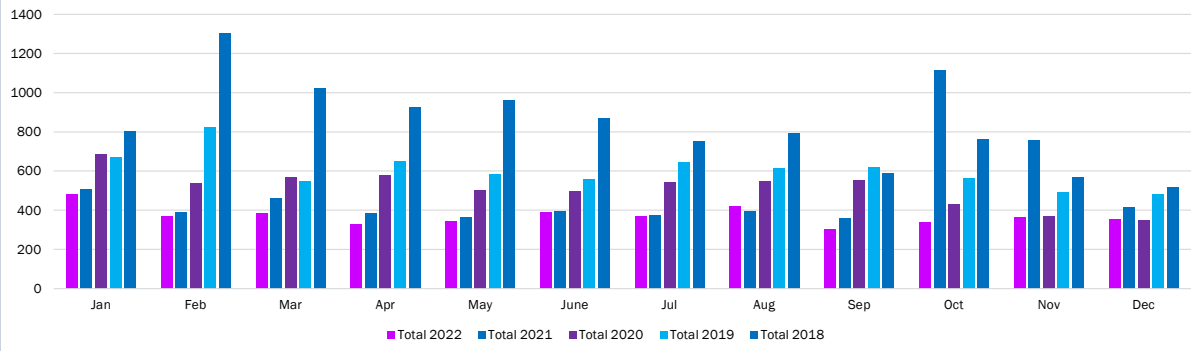
PT Equivalency Applications Received - Online and In House

Month	Total 2022	Total 2021	Total 2020	Total 2019	Total 2018
Jan	4	2	8	0	0
Feb	1	2	1	1	4
Mar	1	0	0	1	3
Apr	4	1	2	3	1
May	1	5	1	1	0
June	1	1	1	5	1
Jul	0	1	2	1	0
Aug	2	0	3	0	1
Sep	1	4	1	3	3
Oct	0	0	3	4	0
Nov	0	2	3	3	4
Dec	1	7	0	2	2
Total	16	25	25	24	19

Name Changes



Address Changes



BVNPT Licensing Division Statistics
January 2018 through December 31, 2022
Vocational Nurses and Psychiatric Technicians – Processing Times in Weeks

VN School Applications – Online

Month	Total 2022	Total 2021	Total 2020	Total 2019	Total 2018
Jan	1.3	3.4	0	0.21	4.4
Feb	1.3	1.4	0	0	3.7
Mar	1.1	1.1	0	0	1.7
Apr	1	0.9	0	0	1
May	1	0.75	0	0	0.4
June	1.5	1	0	0.1	0.5
Jul	1.4	0.6	0	0	0.1
Aug	1.3	0.7	0	0	0.3
Sep	1.3	1.25	0	0	0.1
Oct	1.6	0.8	0	0	0
Nov	1.6	0.6	1.6	0	0
Dec	0.9	0.9	1.25	0	0.2

PT School Applications – Online

Month	Total 2022	Total 2021	Total 2020	Total 2019	Total 2018
Jan	0.3	4	0.5	0.3	5.1
Feb	0.2	0.7	1.4	0	5.2
Mar	0	0.5	4.25	0.1	4.9
Apr	0.6	0	0	0	1
May	0.3	0.6	2	0	0.5
June	0.9	0.5	3.7	0	1
Jul	0.9	0.6	2.2	0	1.3
Aug	1.1	0.4	2	0	0.8
Sep	0.6	0.4	1.1	0	0.2
Oct	0.3	0.4	1	0	0.7
Nov	0.2	0.4	0.6	0	0.2
Dec	0.4	0.3	1.1	0	0.32

VN School Applications – In House

Month	Total 2022	Total 2021	Total 2020	Total 2019	Total 2018
Jan	0.6	1.3	0	0.1	1.7
Feb	1.2	0.3	0	0.25	3
Mar	0.2	0.6	0	0.1	1.7
Apr	1.2	0.4	0	0	1.8
May	1.3	0.4	0	0	1
June	1.5	0.1	0	0.1	1
Jul	0.7	0.4	0	0	0.3
Aug	0.6	0.7	0	0	0.2
Sep	0.3	0.3	0	0	0.1
Oct	0.8	0.3	0	0	0.2
Nov	0.7	0.5	1.6	0	0.3
Dec	0.7	0.2	1.25	0	0.2

PT School Applications – In House

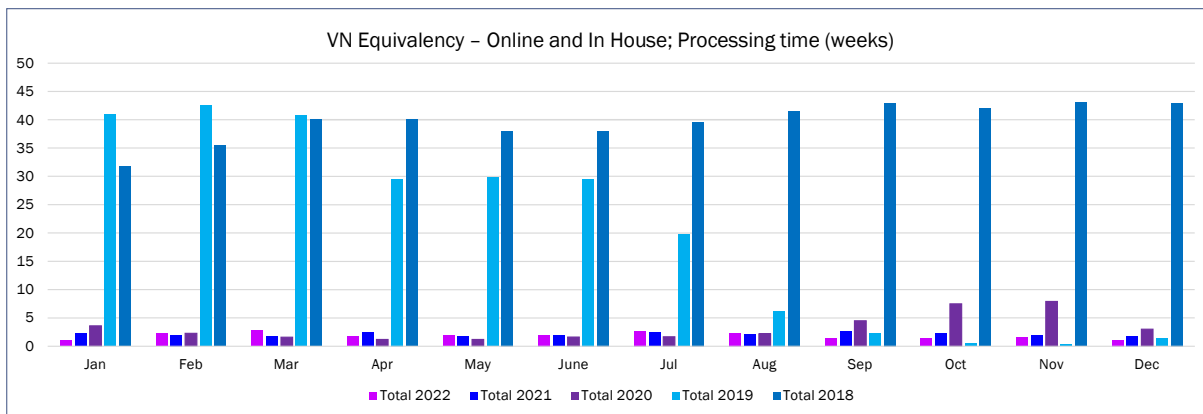
Month	Total 2022	Total 2021	Total 2020	Total 2019	Total 2018
Jan	0	0.3	0.3	0	5.1
Feb	0.3	0.1	2.3	0	5.2
Mar	0.1	0	4.25	0.1	4.7
Apr	0	0	0	0	1
May	0.7	0.4	0	0	5
June	0.3	0	0	0	0.8
Jul	0	0	0	0	1.7
Aug	0	0	0.5	0	0.7
Sep	0.09	0	0.1	0	0.7
Oct	0.4	0	0	0	0.7
Nov	0	0	0	0	0.3
Dec	0	0	0	0	0.2

PT Re-Examination

Month	Total 2022	Total 2021	Total 2020	Total 2019	Total 2018
Jan	0.5	2.2	0	0	5
Feb	0.5	0.5	0	0	2.4
Mar	1	1.1	0	0	2.5
Apr	1.2	0.6	0	0	1
May	0.8	0.6	0	0	1.1
June	0.8	1	0	0	1.1
Jul	2	1	0	0	1.5
Aug	1.5	0.6	0	0	1
Sep	1	0.6	0	0	0.9
Oct	0.8	0.4	3.2	0	1
Nov	2.1	1	2.75	0	0.6
Dec	0.8	0.3	0.9	0	0.5

PT Equivalency – Online and In House

Month	Total 2022	Total 2021	Total 2020	Total 2019	Total 2018
Jan	2.8	2.3	0	0	16.1
Feb	0	0.8	0.25	0	19.1
Mar	1	0	2.25	0.1	23.6
Apr	0.3	0	1.2	0	23
May	0.3	0.7	1.19	0	22.5
June	0.3	0.5	1.63	0	10
Jul	0	0.2	0	0	5.6
Aug	0.1	0.25	0	0	2.4
Sep	1	1.25	0	0	1
Oct	0	0.5	0.25	0	0.4
Nov	0	0	1.2	0	0.5
Dec	0	1	1.5	0	0.2



VN Verification – Online

Month	Total 2022	Total 2021	Total 2020	Total 2019	Total 2018
Jan	1.4	0.2	0.4	0.7	15.2
Feb	1.1	0.5	0.5	0.75	19.2
Mar	1.25	0.6	0.6	0.25	16.6
Apr	0.4	0.6	1	0.75	1.8
May	0.8	0.8	0.8	0.6	0.5
June	0.8	0.7	0.9	0.9	0.9
Jul	0.7	1.3	0.08	0.25	1.2
Aug	1.1	0.6	0.08	0.6	0.8
Sep	1.9	0	0.6	0	1.2
Oct	0.7	0.2	1.1	0.75	0.9
Nov	0.6	0.7	1	1.5	0.7
Dec	0.8	0.8	1.9	0.85	1

VN Verification – In House

Month	Total 2022	Total 2021	Total 2020	Total 2019	Total 2018
Jan	1.4	1.7	1.4	1.84	13.9
Feb	1.4	1.5	1.25	1.3	16.5
Mar	1.3	0.7	1.25	2.22	15.3
Apr	0.9	1.7	1.5	2	2.1
May	0.8	1.75	1.35	1.6	1.6
June	0.8	1.3	1.6	1.25	1.9
Jul	1.3	1.5	1.6	1.25	1.7
Aug	1.6	1.2	1.5	1.25	1.7
Sep	2.3	0.4	1.6	1.25	1.5
Oct	1	0.6	1.9	1.5	1.9
Nov	1.2	1.4	1.8	1	1.6
Dec	0.5	1.5	2.5	1.25	2.8

VN Endorsements – Online

Month	Total 2022	Total 2021	Total 2020	Total 2019	Total 2018
Jan	0.9	2.6	1	0.75	2.6
Feb	1	1.8	0.75	0.75	2.9
Mar	0.9	1.5	1	0.5	4
Apr	0.9	1.3	1	0.42	1
May	1.4	1.3	0.8	0.57	0.6
June	1.7	1.4	1	0.8	1
Jul	1.5	1.1	0.7	0.8	1
Aug	0.9	0.8	1.1	0.4	1.6
Sep	1.4	1	0.7	0.25	1.2
Oct	2	0.7	0.7	0.5	1.2
Nov	1.1	1.1	1.1	0	1.7
Dec	0.8	0.6	1.3	0.8	3.7

VN Endorsements – In House

Month	Total 2022	Total 2021	Total 2020	Total 2019	Total 2018
Jan	0.25	0	1	0.74	1.4
Feb	0.25	0	0.75	0.75	1.9
Mar	0	0	1	0.5	2
Apr	0.65	0	1	0.42	1
May	0	0	0.8	0.5	2
June	0	1	1	0.8	0.7
Jul	0	0	0	0.8	1
Aug	0	0	0	0.4	1.6
Sep	0	0.5	0	0.25	1.2
Oct	0	0.1	0	0.5	1.2
Nov	0	0.3	0	0	1.7
Dec	0	0	0	0.8	3.7

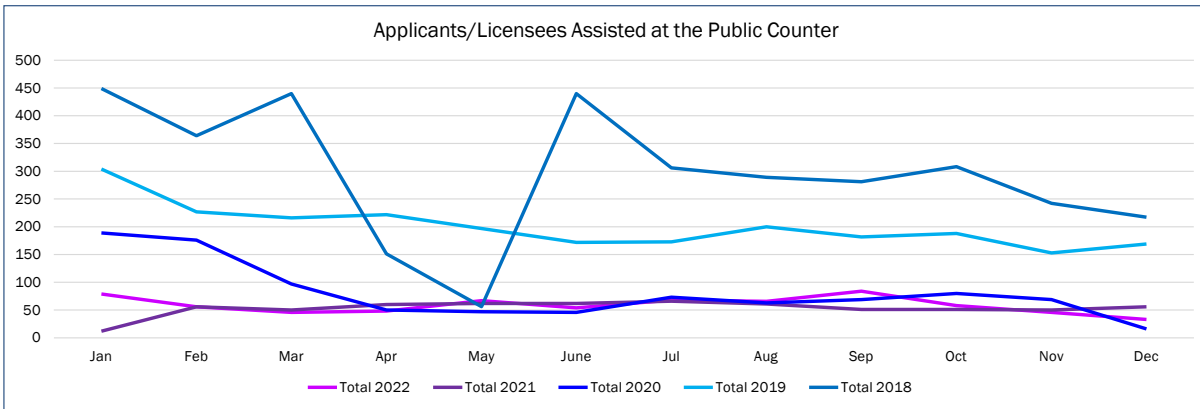
VN Initial Licensure

Month	Total 2022	Total 2021	Total 2020	Total 2019	Total 2018
Jan	0.5	0	0	0.8	1.4
Feb	0.03	0	0	0.4	1.9
Mar	0	0	0	0	2
Apr	0	0	0	1.14	1
May	0	0	0	0.15	2
June	0	0	0	0.25	0.7
Jul	0	0	0	0.25	1
Aug	0	0	0	0	1.6
Sep	0	0	0	0	1.2
Oct	0	0	0	0	0.9
Nov	0	0	0	0	1
Dec	0	0	0	0	0.8

PT Initial Licensure

Month	Total 2022	Total 2021	Total 2020	Total 2019	Total 2018
Jan	0	0	0	0	3.4
Feb	0	0	0	0	0.6
Mar	0	0	0	0	1.3
Apr	0	0	0	0	1
May	0	0	0	0	5
June	0	0	0	0	1.1
Jul	0	0	0	0	1.3
Aug	0	0	0	0	0.6
Sep	0	0	0	0	0.5
Oct	0	0	0	0	0.8
Nov	0	0	0	0	0.5
Dec	0	0	0	0	0.3

BNVNT Licensing Division Statistics
January 2018 through December 31, 2022
Public Counter and Customer Service



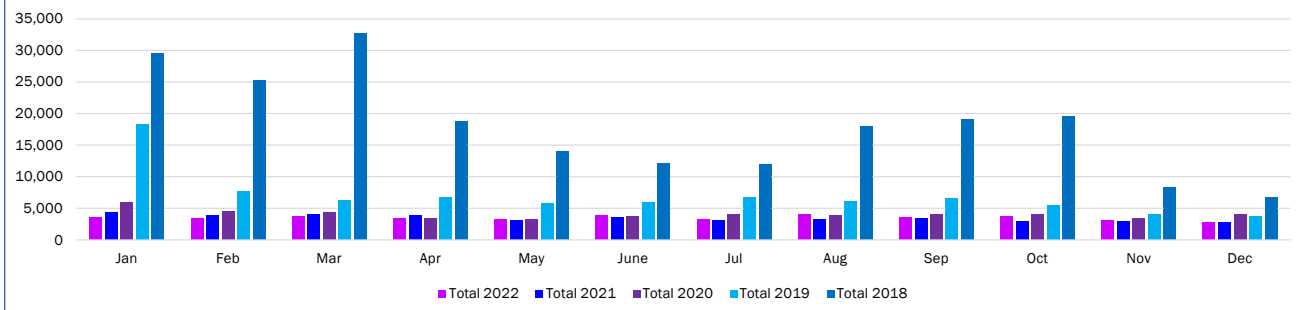
Temporary Licenses Issued at the Public Counter

Month	Total 2022	Total 2021	Total 2020	Total 2019	Total 2018
Jan	0	0	0	1	30
Feb	0	0	0	1	36
Mar	0	0	0	0	62
Apr	0	0	0	0	152
May	0	0	0	0	57
June	0	0	0	0	9
Jul	0	0	0	0	6
Aug	0	0	0	0	16
Sep	0	0	0	0	0
Oct	0	0	0	0	4
Nov	0	0	0	0	2
Dec	0	0	0	0	7
Total	0	0	0	2	381

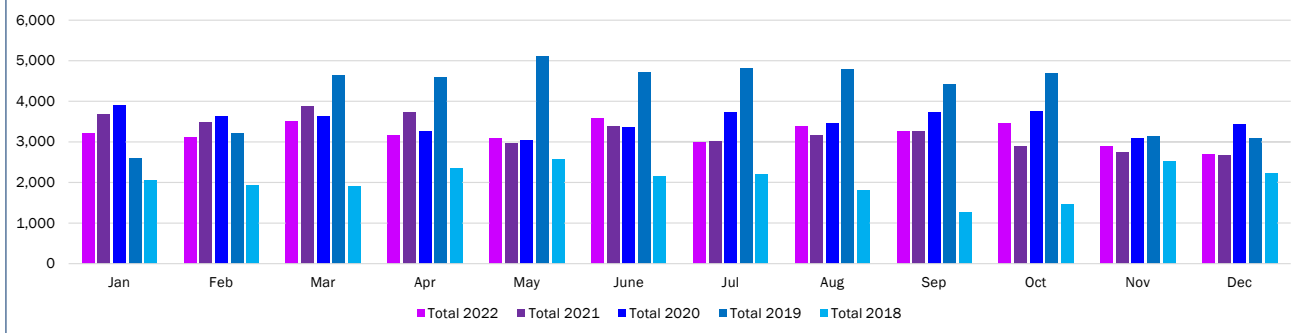
Incoming Emails to the General BNVNT Email Box

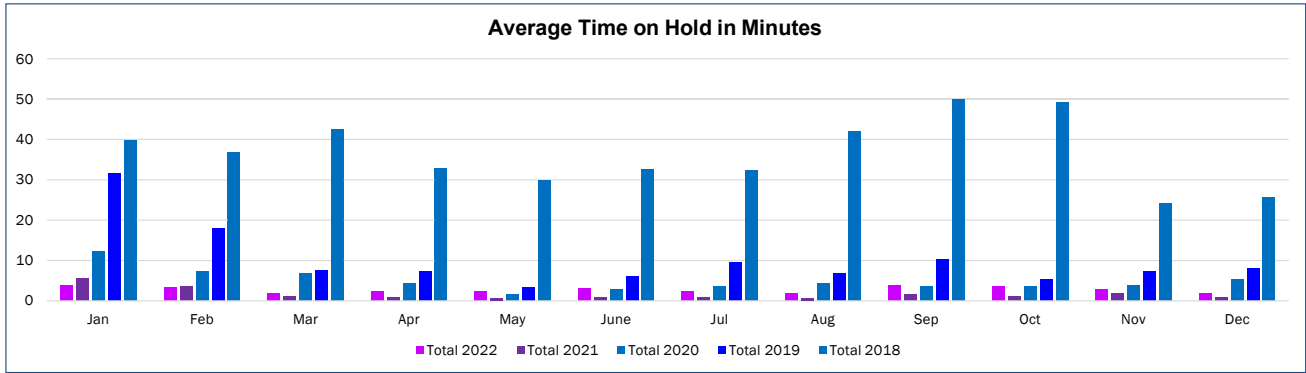
Month	Total 2022	Total 2021	Total 2020	Total 2019	Total 2018
Jan	1,313	1,671	1,279	2,594	2,051
Feb	1,367	1,502	1,004	1,551	1,483
Mar	1,601	1,442	1,544	1,279	1,832
Apr	1,520	1,214	1,477	1,154	1,548
May	1,367	1,302	994	1,070	1,426
June	1,678	1,271	1,443	1,120	1,449
July	1,486	1,504	1,370	982	1,462
Aug	1,616	1,433	1,311	1,016	1,690
Sep	1,405	1,416	1,410	1,305	1,484
Oct	1,030	1,435	1,257	1,685	1,646
Nov	1,125	1,004	1,034	662	1,253
Dec	1,245	1,119	977	1,047	1,228
Total	16,753	16,313	15,100	15,465	18,552

Incoming Telephone Calls



Incoming Calls Answered





Cashiering

In House Processed Payments - VN Renewal

Month	Total 2022	Total 2021	Total 2020	Total 2019	Total 2018
Jan	37	45	80	141	209
Feb	39	40	59	106	445
Mar	36	39	55	94	1,037
Apr	37	92	66	107	644
May	37	42	49	132	140
June	46	31	47	243	71
Jul	31	46	75	124	165
Aug	38	48	46	96	181
Sep	46	43	68	79	119
Oct	41	50	46	85	171
Nov	44	31	57	75	158
Dec	48	30	43	80	136
Total	480	537	691	1,362	3,476

Online Processed Payments - VN Renewal

Month	Total 2022	Total 2021	Total 2020	Total 2019	Total 2018
Jan	4,686	4,770	4,463	4,092	3,052
Feb	3,869	3,756	3,462	3,680	2,671
Mar	4,082	4,057	3,936	3,717	2,843
Apr	3,816	4,013	3,952	3,680	2,632
May	3,891	3,767	2,923	3,081	2,193
June	4,027	3,999	2,030	2,204	1,431
Jul	4,015	3,929	4,104	3,746	2,144
Aug	4,416	4,290	4,060	4,108	3,157
Sep	4,287	4,051	4,221	3,873	2,978
Oct	4,243	4,124	4,490	4,165	3,257
Nov	4,141	4,134	3,875	3,718	3,198
Dec	3,954	3,894	3,937	3,725	3,231
Total	49,427	48,784	45,453	43,789	32,787

In House Processed Payments - PT Renewal

Month	Total 2022	Total 2021	Total 2020	Total 2019	Total 2018
Jan	3	7	5	7	26
Feb	4	1	7	11	37
Mar	3	3	3	12	112
Apr	3	9	4	14	69
May	5	4	6	12	14
June	2	1	3	16	11
Jul	1	5	7	12	18
Aug	4	5	8	12	12
Sep	2	1	1	13	15
Oct	4	6	7	9	27
Nov	6	2	3	8	14
Dec	8	1	8	9	15
Total	45	45	62	135	370

Online Processed Payments - PT Renewal

Month	Total 2022	Total 2021	Total 2020	Total 2019	Total 2018
Jan	393	386	413	382	294
Feb	330	335	342	315	275
Mar	393	356	375	363	298
Apr	348	336	367	336	275
May	339	387	302	331	240
June	343	353	205	199	157
Jul	379	385	392	390	245
Aug	366	416	366	390	304
Sep	361	364	386	332	292
Oct	364	341	369	365	281
Nov	359	331	364	302	307
Dec	333	312	331	341	301
Total	4,308	4,302	4,212	4,046	3,269

In House Processed Payments - VN Examinations

Month	Total 2022	Total 2021	Total 2020	Total 2019	Total 2018
Jan	56	46	134	85	229
Feb	39	108	82	163	232
Mar	51	51	161	159	284
Apr	86	77	68	204	225
May	50	38	52	219	358
June	47	48	57	134	190
Jul	50	51	92	209	207
Aug	51	43	78	166	227
Sep	45	29	76	58	132
Oct	61	69	124	99	231
Nov	36	27	70	88	179
Dec	32	24	59	95	137
Total	604	611	1,053	1,679	2,631

Online Processed Payments - VN Examinations

Month	Total 2022	Total 2021	Total 2020	Total 2019	Total 2018
Jan	557	454	418	397	336
Feb	683	525	512	344	326
Mar	720	687	500	399	343
Apr	693	615	542	385	381
May	794	692	728	632	556
June	797	750	704	453	319
Jul	511	556	618	459	282
Aug	652	674	601	662	519
Sep	838	700	633	504	386
Oct	494	495	466	482	408
Nov	542	545	546	456	354
Dec	850	754	614	575	660
Total	8,131	7,447	6,882	5,748	4,870

In House Processed Payments - PT Examinations

Month	Total 2022	Total 2021	Total 2020	Total 2019	Total 2018
Jan	20	0	34	22	53
Feb	7	21	11	0	6
Mar	3	1	0	2	8
Apr	0	0	0	1	1
May	16	0	5	26	29
June	3	0	0	2	4
Jul	0	1	0	1	21
Aug	2	2	24	23	3
Sep	18	16	2	4	29
Oct	0	0	0	7	1
Nov	0	0	0	1	3
Dec	1	20	1	0	24
Total	70	61	77	89	182

Online Processed Payments - PT Examinations

Month	Total 2022	Total 2021	Total 2020	Total 2019	Total 2018
Jan	6	26	34	36	22
Feb	4	5	6	11	10
Mar	4	11	5	9	4
Apr	6	4	13	33	1
May	51	20	39	42	39
June	36	45	13	40	9
Jul	26	14	14	34	27
Aug	48	27	37	33	28
Sep	29	12	17	8	6
Oct	3	8	27	6	16
Nov	2	8	7	7	8
Dec	51	63	100	68	87
Total	266	243	312	327	257

In House Processed Payments - VN Reexaminations

Month	Total 2022	Total 2021	Total 2020	Total 2019	Total 2018
Jan	9	6	8	39	145
Feb	4	2	3	48	143
Mar	2	2	9	47	109
Apr	4	9	10	33	120
May	2	7	8	42	124
June	3	7	4	40	91
Jul	4	7	7	24	107
Aug	2	5	7	15	96
Sep	3	4	15	10	89
Oct	7	5	12	10	127
Nov	5	2	5	9	79
Dec	5	7	3	6	59
Total	50	63	91	323	1,289

Online Processed Payments - VN Reexaminations

Month	Total 2022	Total 2021	Total 2020	Total 2019	Total 2018
Jan	408	449	377	284	331
Feb	380	362	324	325	294
Mar	454	528	412	444	349
Apr	420	457	471	392	328
May	389	406	409	352	340
June	448	373	360	327	288
Jul	448	375	385	344	288
Aug	506	405	410	349	357
Sep	464	411	405	327	314
Oct	416	420	423	314	313
Nov	418	341	336	300	262
Dec	394	321	300	236	238
Total	5,145	4,848	4,612	3,994	3,702

In House Processed Payments - PT Reexaminations

Month	Total 2022	Total 2021	Total 2020	Total 2019	Total 2018
Jan	0	1	1	7	15
Feb	0	0	1	5	20
Mar	0	0	2	6	15
Apr	0	0	1	13	16
May	1	0	1	12	13
June	0	0	1	9	18
Jul	0	0	0	9	15
Aug	1	0	0	10	12
Sep	0	0	1	6	13
Oct	0	1	0	2	17
Nov	0	0	1	4	11
Dec	0	0	0	2	13
Total	2	2	9	85	178

Online Processed Payments - PT Reexaminations

Month	Total 2022	Total 2021	Total 2020	Total 2019	Total 2018
Jan	20	22	25	15	9
Feb	15	14	11	16	15
Mar	21	22	19	23	11
Apr	6	20	22	15	18
May	18	15	25	12	12
June	17	19	14	11	14
Jul	6	11	29	13	14
Aug	14	20	12	21	14
Sep	19	17	24	22	13
Oct	18	8	14	14	19
Nov	14	14	21	25	11
Dec	14	6	14	15	3
Total	182	188	230	202	153

In House Processed Payments - VN Interim Permit

Month	Total 2022	Total 2021	Total 2020	Total 2019	Total 2018
Jan	0	0	0	4	5
Feb	0	0	0	5	4
Mar	0	0	0	0	2
Apr	0	0	0	3	2
May	0	0	1	3	4
June	0	0	0	0	2
Jul	2	0	0	0	3
Aug	1	0	0	0	2
Sep	0	0	0	0	1
Oct	0	0	0	0	2
Nov	0	0	0	0	2
Dec	0	0	0	0	0
Total	3	0	1	15	29

Online Processed Payments - VN Interim Permit

Month	Total 2022	Total 2021	Total 2020	Total 2019	Total 2018
Jan	46	34	9	16	15
Feb	37	12	7	9	8
Mar	36	21	24	12	11
Apr	23	22	37	7	8
May	50	48	36	25	15
June	63	25	32	20	12
Jul	30	12	25	14	0
Aug	45	15	10	12	9
Sep	27	25	26	34	9
Oct	17	28	19	6	10
Nov	26	35	35	6	2
Dec	27	45	45	3	9
Total	427	322	305	164	108

In House Processed Payments - VN Verification

Month	Total 2022	Total 2021	Total 2020	Total 2019	Total 2018
Jan	19	30	31	31	70
Feb	30	29	39	42	61
Mar	20	47	25	32	59
Apr	21	59	30	56	69
May	20	34	31	41	107
June	22	38	30	37	62
Jul	23	27	30	73	68
Aug	22	32	37	49	81
Sep	30	25	40	31	48
Oct	33	29	36	36	41
Nov	29	14	32	23	64
Dec	31	21	30	38	34
Total	300	385	391	489	764

Online Processed Payments - VN Verification

Month	Total 2022	Total 2021	Total 2020	Total 2019	Total 2018
Jan	190	151	112	88	105
Feb	194	124	110	89	79
Mar	209	253	110	130	85
Apr	220	195	93	91	83
May	198	180	122	128	96
June	204	216	102	117	87
Jul	224	200	121	125	87
Aug	205	228	127	125	104
Sep	174	217	117	106	88
Oct	194	155	147	125	101
Nov	132	172	144	86	92
Dec	153	165	163	81	77
Total	2,297	2,256	1,468	1,291	1,084

In House Processed Payments - VN Initial Licensure

Month	Total 2022	Total 2021	Total 2020	Total 2019	Total 2018
Jan	0	0	1	17	56
Feb	0	3	2	36	43
Mar	2	3	2	20	63
Apr	0	7	2	23	79
May	4	1	4	8	77
June	0	3	0	3	48
Jul	6	1	0	10	51
Aug	3	2	1	6	47
Sep	3	1	4	4	30
Oct	1	0	3	3	40
Nov	1	1	1	5	41
Dec	2	2	0	3	28
Total	22	24	20	138	603

Online Processed Payments - VN Initial Licensure

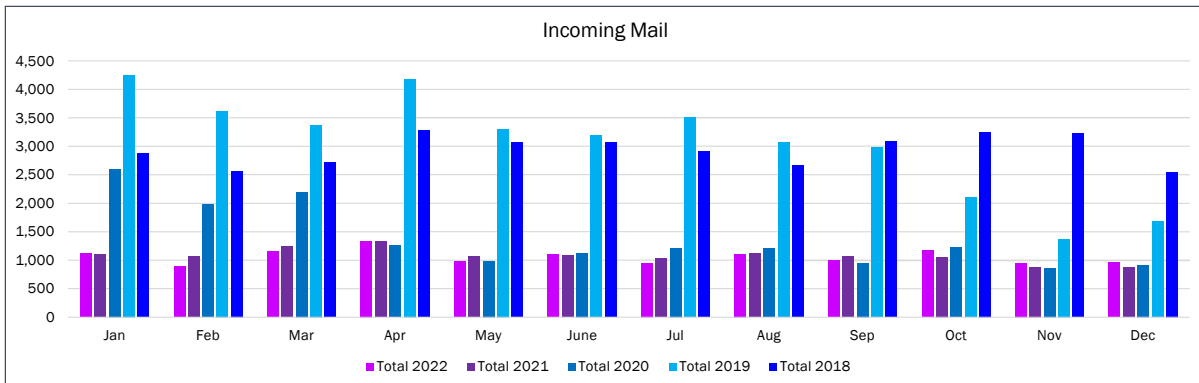
Month	Total 2022	Total 2021	Total 2020	Total 2019	Total 2018
Jan	489	548	510	474	450
Feb	509	500	454	540	437
Mar	759	626	534	545	515
Apr	654	616	464	561	571
May	595	576	413	506	475
June	639	579	582	581	563
Jul	672	689	686	678	525
Aug	659	581	643	605	581
Sep	569	541	649	554	513
Oct	689	591	647	677	561
Nov	617	561	499	550	450
Dec	719	582	441	506	490
Total	7,570	6,990	6,522	6,777	6,131

In House Processed Payments - PT Initial Licensure

Month	Total 2022	Total 2021	Total 2020	Total 2019	Total 2018
Jan	0	0	0	3	1
Feb	0	0	0	7	2
Mar	0	0	2	3	5
Apr	0	0	0	3	1
May	0	0	0	1	8
June	0	0	0	0	2
Jul	0	1	0	0	3
Aug	0	2	0	0	5
Sep	0	0	0	0	1
Oct	0	0	0	1	6
Nov	0	0	0	0	3
Dec	0	0	0	0	4
Total	0	3	2	18	41

Online Processed Payments - PT Initial Licensure

Month	Total 2022	Total 2021	Total 2020	Total 2019	Total 2018
Jan	14	40	17	19	16
Feb	20	43	26	57	26
Mar	39	36	33	50	16
Apr	14	26	17	24	50
May	9	21	32	17	43
June	13	15	21	15	23
Jul	34	19	24	40	28
Aug	32	32	32	30	32
Sep	15	19	21	53	25
Oct	16	26	35	53	30
Nov	41	18	18	26	41
Dec	19	15	12	26	20
Total	266	310	288	410	350



Returned Mail

