



BUSINESS, CONSUMER SERVICES, AND HOUSING AGENCY • GAVIN NEWSOM, GOVERNOR  
**Board of Vocational Nursing and Psychiatric Technicians**  
 2535 Capitol Oaks Drive Suite 205, Sacramento, CA 95833-2945  
 Phone 916-263-7800 Fax 916-263-7855 www.bvnpt.ca.gov



<b>MEMORANDUM</b>	
<b>DATE</b>	August 10, 2020
<b>TO</b>	Board Members
<b>FROM</b>	Shelley Brown, Manger Licensing Division
<b>SUBJECT</b>	Licensing Division Report

**STAFFING UPDATE:**

Since the last Board Meeting, we filled two Program Technician II vacancies in the Licensing Division. Unfortunately, we also lost two Program Technician II's, one to focus on completing a doctoral program at UC Berkeley and one to a promotion with another Department. We immediately began working on filling these vacancies and our newest Program Technician starts August 17<sup>th</sup>. We scheduled interviews for the remaining Program Technician II vacancy and hope to have it filled by September.

The Licensing Division recently re-directed a Staff Services Analyst to perform duties related to COVID-19 contact tracing, a multi-step process that involves interviewing individuals who test positive, identifying and locating their known contacts, and monitoring and supporting those who must self-isolate. Contact tracers are working under the direction of the local health department and the California Department of Public Health and the assignment is expected to last approximately six to nine months.

Due to the ongoing COVID-19 pandemic, most Licensing Division staff continue to telework and are on-site only to drop-off and pick-up files and correspondence. Limited staff remain on-site to provide cashiering and front counter service. On-site staff observe safety practices such as social distancing, hand washing, and the use of hand sanitizer and Clorox wipes. Gloves are available, especially when handling cash/cards. Licensing staff have been doing an outstanding job during these unprecedented times.

**CE AUDIT UPDATE:**

CE audits continue to be suspended due to COVID-19 and the Governor's Executive Order N-39-20 which included a temporary waiver of the continuing education requirement for individuals whose active licenses expired between March 31, 2020, and May 29, 2020, but has been extended to include licenses that expire between May 30, 2020, and August 29, 2020. We will reevaluate CE audits on September 1<sup>st</sup> and, depending on the situation, may extend the suspension.

**LICENSING STATICS:**

The Licensing Division Statistical Data – Executive Summary is included with the Board materials. These comprehensive Licensing statistics cover activity from January 1, 2017 through June 30, 2020.

Public counter traffic decreased significantly in April and remained steady through June. During March we received, on average, five visitors a day to the public counter, whereas in April the public counter received, on average, only two visitors a day. Incoming telephone calls decreased 30% from the last quarter and callers assisted increased from 77% to 92%. Licensing Division staff have been doing an amazing job during the ongoing COVID-19 pandemic assisting callers while working from home.

Vocational Nurse and Psychiatric Technician mailed in renewals continued to decrease from April 1<sup>st</sup> through June 30<sup>th</sup> with over 98% of the renewals submitted online. This provides tremendous savings to the Board since staff do not have to cashier and process paper applications.



## **Licensing Division Statistical Data**

January 1, 2017 through June 30, 2020

## **Executive Summary**

**BVNPT Licensing Division Statistics**  
**January 2017 through June 2020**  
**Vocational Nurses and Psychiatric Technicians**

**VN Examination Request Received**

	Total 2020	Total 2019	Total 2018	Total 2017
Jan	474	439	576	449
Feb	759	563	654	648
Mar	511	499	600	691
Apr	627	519	679	504
May	764	884	892	893
June	792	543	489	590
Jul		616	531	535
Aug		867	609	900
Sep		617	563	603
Oct		556	653	642
Nov		565	590	491
Dec		662	858	770
<b>Total</b>	<b>3,927</b>	<b>7,330</b>	<b>7,694</b>	<b>7,716</b>

**PT Examination Requests Received**

	Total 2020	Total 2019	Total 2018	Total 2017
Jan	65	55	74	68
Feb	27	16	15	15
Mar	3	9	11	8
Apr	16	6	3	3
May	42	90	60	81
June	13	42	13	5
Jul		33	47	79
Aug		52	65	50
Sep		35	55	55
Oct		9	12	9
Nov		7	11	8
Dec		68	110	116
<b>Total</b>	<b>166</b>	<b>422</b>	<b>476</b>	<b>497</b>

**VN Examination Retakes Received**

	Total 2020	Total 2019	Total 2018	Total 2017
Jan	356	292	448	419
Feb	311	328	420	414
Mar	396	462	453	514
Apr	450	394	421	388
May	389	376	433	454
June	348	332	378	390
Jul		337	363	405
Aug		346	700	423
Sep		321	409	437
Oct		310	422	401
Nov		289	331	375
Dec		232	301	330
<b>Total</b>	<b>2,250</b>	<b>4,019</b>	<b>5,079</b>	<b>4,950</b>

**PT Examination Retakes Received**

	Total 2020	Total 2019	Total 2018	Total 2017
Jan	24	19	28	30
Feb	12	20	32	27
Mar	18	29	29	35
Apr	22	27	35	34
May	25	23	24	32
June	15	17	35	31
Jul		18	26	26
Aug		21	51	33
Sep		28	30	17
Oct		15	29	34
Nov		28	23	22
Dec		15	21	23
<b>Total</b>	<b>116</b>	<b>260</b>	<b>363</b>	<b>344</b>

**VN Interim Permits Issued**

	Total 2020	Total 2019	Total 2018	Total 2017
Jan	1	8	20	15
Feb	1	9	15	14
Mar	0	5	14	9
Apr	8	4	10	15
May	19	7	18	16
June	19	14	11	17
Jul		5	15	18
Aug		5	20	17
Sep		14	11	28
Oct		2	13	7
Nov		0	3	11
Dec		1	12	16
<b>Total</b>	<b>48</b>	<b>74</b>	<b>162</b>	<b>183</b>

**PT Interim Permits Issued**

	Total 2020	Total 2019	Total 2018	Total 2017
Jan	0	0	0	0
Feb	0	0	0	0
Mar	0	0	0	0
Apr	0	0	1	0
May	0	16	3	0
June	10	0	0	0
Jul		1	3	0
Aug		1	0	0
Sep		0	0	0
Oct		0	0	0
Nov		0	0	0
Dec		0	11	0
<b>Total</b>	<b>10</b>	<b>18</b>	<b>18</b>	<b>-</b>

**VN Examination Results**

	Total 2020	Total 2019	Total 2018	Total 2017
Jan	608	753	662	656
Feb	702	835	661	772
Mar	492	838	913	1179
Apr	568	807	850	773
May	769	796	919	863
June	903	761	858	916
Jul		902	984	941
Aug		835	969	952
Sep		849	818	916
Oct		989	831	889
Nov		734	781	803
Dec		754	843	758
<b>Total</b>	<b>4,042</b>	<b>9,853</b>	<b>10,089</b>	<b>10,418</b>

**PT Examination Results**

	Total 2020	Total 2019	Total 2018	Total 2017
Jan	36	40	40	42
Feb	37	85	49	44
Mar	37	35	85	49
Apr	29	42	97	77
May	47	41	62	68
June	37	42	50	55
Jul		62	60	75
Aug		70	57	66
Sep		78	50	59
Oct		72	77	46
Nov		57	63	66
Dec		39	36	55
<b>Total</b>	<b>223</b>	<b>663</b>	<b>726</b>	<b>702</b>

**VN Initial Applications Received**

	Total 2020	Total 2019	Total 2018	Total 2017
Jan	514	491	508	581
Feb	456	568	490	502
Mar	538	560	619	605
Apr	466	582	655	639
May	417	507	548	519
June	582	584	623	546
Jul		684	578	517
Aug		612	953	646
Sep		554	551	624
Oct		681	603	582
Nov		557	497	488
Dec		509	527	490
<b>Total</b>	<b>2,973</b>	<b>6,889</b>	<b>7,152</b>	<b>6,739</b>

**PT Initial Applications Received**

	Total 2020	Total 2019	Total 2018	Total 2017
Jan	17	22	17	24
Feb	26	64	28	28
Mar	35	53	33	17
Apr	17	28	54	31
May	32	17	48	49
June	21	15	26	26
Jul		40	30	38
Aug		30	51	31
Sep		53	27	29
Oct		53	35	34
Nov		26	45	41
Dec		26	23	27
<b>Total</b>	<b>148</b>	<b>427</b>	<b>417</b>	<b>375</b>

**VN Endorsements Received**

	Total 2020	Total 2019	Total 2018	Total 2017
Jan	46	35	46	49
Feb	37	44	48	43
Mar	44	49	53	65
Apr	40	49	49	42
May	36	52	47	46
June	52	47	63	52
Jul		54	43	56
Aug		73	88	63
Sep		48	59	61
Oct		56	44	83
Nov		63	35	37
Dec		35	36	41
<b>Total</b>	<b>255</b>	<b>605</b>	<b>611</b>	<b>638</b>

**PT Endorsements Received**

	Total 2020	Total 2019	Total 2018	Total 2017
Jan	0	0	0	0
Feb	0	0	0	1
Mar	0	0	0	0
Apr	0	0	0	0
May	0	0	0	0
June	0	1	0	0
Jul		1	0	1
Aug		0	0	0
Sep		0	0	0
Oct		0	0	0
Nov		0	0	1
Dec		1	0	0
<b>Total</b>	<b>-</b>	<b>3</b>	<b>-</b>	<b>3</b>

**VN Verification Letters Received**

	Total 2020	Total 2019	Total 2018	Total 2017
Jan	167	125	191	127
Feb	168	140	173	162
Mar	144	177	153	208
Apr	138	158	165	185
May	172	178	202	172
June	152	172	165	176
Jul		200	177	158
Aug		174	159	181
Sep		155	154	133
Oct		181	150	180
Nov		123	171	116
<b>Total</b>	<b>941</b>	<b>1,919</b>	<b>1,995</b>	<b>1,905</b>

**PT Verification Letters Received**

	Total 2020	Total 2019	Total 2018	Total 2017
Jan	0	1	0	0
Feb	0	1	1	0
Mar	0	1	2	0
Apr	2	1	1	0
May	0	0	0	0
June	0	0	1	0
Jul		0	1	0
Aug		2	0	1
Sep		0	0	1
Oct		1	0	0
Nov		0	1	0
<b>Total</b>	<b>2</b>	<b>7</b>	<b>7</b>	<b>2</b>

**VN Licenses Issued**

	Total 2020	Total 2019	Total 2018	Total 2017
Jan	511	544	349	589
Feb	463	499	442	595
Mar	515	573	368	658
Apr	490	589	825	596
May	383	548	917	571
June	617	624	626	397
Jul		699	528	554
Aug		606	933	635
Sep		533	541	506
Oct		694	612	723
Nov		546	498	477
Dec		531	447	547
<b>Total</b>	<b>2,979</b>	<b>6,986</b>	<b>7,086</b>	<b>6,848</b>

**PT Licenses Issued**

	Total 2020	Total 2019	Total 2018	Total 2017
Jan	13	19	24	22
Feb	39	66	16	27
Mar	36	55	29	33
Apr	18	26	60	27
May	32	15	47	51
June	22	15	32	28
Jul		36	30	25
Aug		29	57	36
Sep		54	28	50
Oct		61	35	30
Nov		23	38	38
Dec		22	36	31
<b>Total</b>	<b>160</b>	<b>421</b>	<b>432</b>	<b>398</b>

**VN Renewals Completed**

	Total 2020	Total 2019	Total 2018	Total 2017
Jan	4,526	4,297	4,472	3,924
Feb	3,667	3,808	3,647	3,856
Mar	3,882	3,705	4,018	4,416
Apr	4,388	3,720	3,618	3,762
May	3,648	3,842	3,674	3,945
June	3,785	3,720	3,718	3,943
Jul		3,984	3,899	3,509
Aug		4,174	6,828	3,926
Sep		3,949	3,941	4,151
Oct		4,242	4,404	4,109
Nov		4,127	4,081	3,938
Dec		3,752	3,778	3,740
<b>Total</b>	<b>23,896</b>	<b>47,320</b>	<b>50,078</b>	<b>47,219</b>

**PT Renewals Completed**

	Total 2020	Total 2019	Total 2018	Total 2017
Jan	420	391	384	320
Feb	336	324	376	356
Mar	362	366	372	384
Apr	399	348	346	410
May	348	403	361	356
June	365	347	351	411
Jul		425	401	378
Aug		391	614	430
Sep		348	356	347
Oct		367	383	383
Nov		345	368	382
Dec		345	358	333
<b>Total</b>	<b>2,230</b>	<b>4,400</b>	<b>4,670</b>	<b>4,490</b>

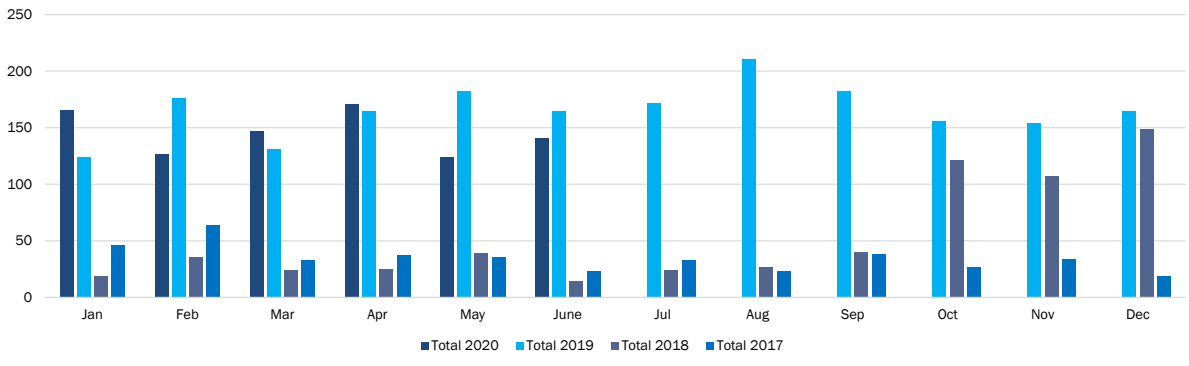
**VN Equivalency Applications Received - Online and In House**

	Total 2020	Total 2019	Total 2018	Total 2017
Jan	133	75	143	133
Feb	107	99	136	147
Mar	123	103	158	173
Apr	115	140	150	132
May	126	109	156	174
June	127	95	143	156
Jul		138	126	161
Aug		132	168	157
Sep		100	147	149
Oct		107	170	170
Nov		118	115	116
Dec		104	125	108
<b>Total</b>	<b>731</b>	<b>1,320</b>	<b>1,737</b>	<b>1,776</b>

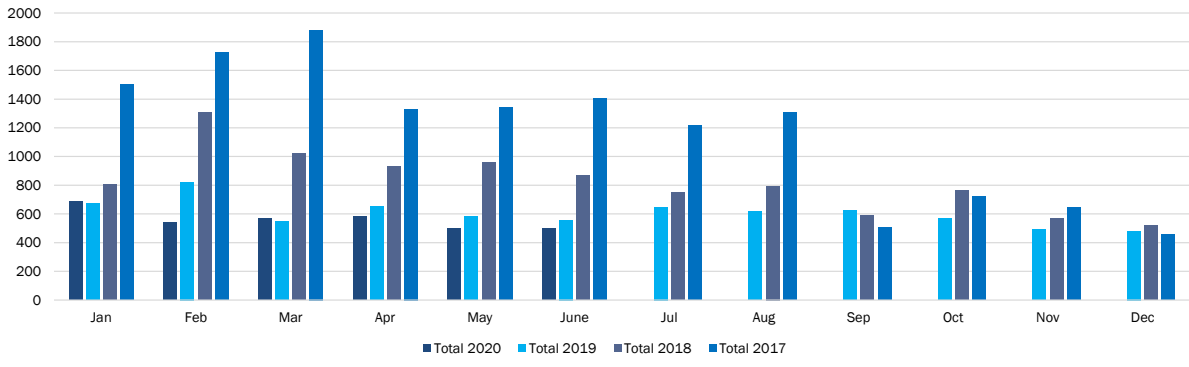
**PT Equivalency Applications Received - Online and In House**

	Total 2020	Total 2019	Total 2018	Total 2017
Jan	8	0	0	0
Feb	1	1	4	4
Mar	0	1	3	0
Apr	2	3	1	0
May	1	1	0	3
June	1	5	1	2
Jul		1	0	5
Aug		0	1	6
Sep		3	3	4
Oct		4	0	4
Nov		3	4	4
Dec		2	2	0
<b>Total</b>	<b>13</b>	<b>24</b>	<b>19</b>	<b>32</b>

**Name Changes**



**Address Changes**



**BVNPT Licensing Division Statistics**  
**January 2017 through June 2020**  
**Vocational Nurses and Psychiatric Technicians – Processing Times in Weeks**

**VN School Applications – Online**

	Total 2020	Total 2019	Total 2018	Total 2017
Jan	0	0.21	4.4	4.5
Feb	0	0	3.7	4
Mar	0	0	1.7	4.25
Apr	0	0	1	2
May	0	0	0.4	2.75
June	0	0.1	0.5	1.5
Jul		0	0.1	1.5
Aug		0	0.3	1.3
Sep		0	0.1	1
Oct		0	0	3.4
Nov		0	0	2.8
Dec		0	0.2	5.5

**PT School Applications – Online**

	Total 2020	Total 2019	Total 2018	Total 2017
Jan	0.5	0.3	5.1	3.75
Feb	1.4	0	5.2	11.5
Mar	4.25	0.1	4.9	10.5
Apr	0	0	1	7
May	2	0	0.5	2
June	3.7	0	1	1.5
Jul		0	1.3	1.4
Aug		0	0.8	1.5
Sep		0	0.2	5.5
Oct		0	0.7	10
Nov		0	0.2	7
Dec		0	0.32	3

**VN School Applications – In House**

	Total 2020	Total 2019	Total 2018	Total 2017
Jan	0	0.1	1.7	8.5
Feb	0	0.25	3	8.75
Mar	0	0.1	1.7	6.5
Apr	0	0	1.8	4
May	0	0	1	3.6
June	0	0.1	1	2.7
Jul		0	0.3	1.8
Aug		0	0.2	1.3
Sep		0	0.1	1.3
Oct		0	0.2	2.8
Nov		0	0.3	3
Dec		0	0.2	2

**PT School Applications – In House**

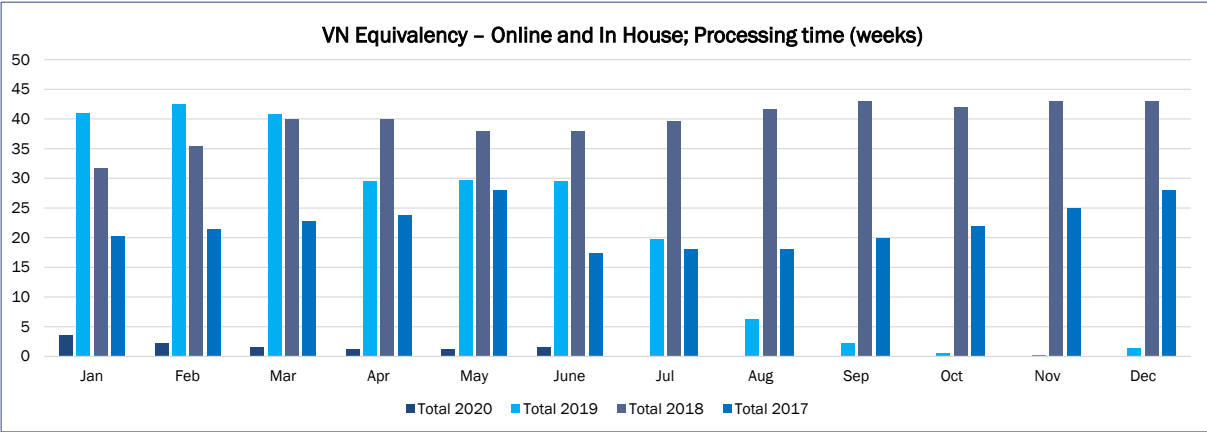
	Total 2020	Total 2019	Total 2018	Total 2017
Jan	0.3	0	5.1	4.5
Feb	2.3	0	5.2	7
Mar	4.25	0.1	4.7	8.5
Apr	0	0	1	6
May	0	0	5	1
June	0	0	0.8	2
Jul		0	1.7	1.7
Aug		0	0.7	3.5
Sep		0	0.7	7.5
Oct		0	0.7	7.8
Nov		0	0.3	4.5
Dec		0	0.2	2.7

**PT Re-Examination**

	Total 2020	Total 2019	Total 2018	Total 2017
Jan	0	0	5	3.5
Feb	0	0	2.4	5.75
Mar	0	0	2.5	7
Apr	0	0	1	3
May	0	0	1.1	4
June	0	0	1.1	2.25
Jul		0	1.5	2
Aug		0	1	1.5
Sep		0	0.9	5.5
Oct		0	1	5.1
Nov		0	0.6	3.3
Dec		0	0.5	1.8

**PT Equivalency – Online and In House**

	Total 2020	Total 2019	Total 2018	Total 2017
Jan	0	0	16.1	8
Feb	0.25	0	19.1	12.5
Mar	2.25	0.1	23.6	15.5
Apr	1.2	0	23	16.25
May	1.19	0	22.5	10.4
June	1.63	0	10	4.25
Jul		0	5.6	4.8
Aug		0	2.4	6
Sep		0	1	10
Oct		0	0.4	15.6
Nov		0	0.5	18.1
Dec		0	0.2	22.1



**VN Verification – Online**

	Total 2020	Total 2019	Total 2018	Total 2017
Jan	0.4	0.7	15.2	14.5
Feb	0.5	0.75	19.2	13
Mar	0.6	0.25	16.6	7
Apr	1	0.75	1.8	2.8
May	0.8	0.6	0.5	4.1
June	0.9	0.9	0.9	3.6
Jul		0.25	1.2	4.7
Aug		0.6	0.8	6
Sep		0	1.2	10
Oct		0.75	0.9	8.5
Nov		1.5	0.7	12
Dec		0.85	1	13

**VN Verification – In House**

	Total 2020	Total 2019	Total 2018	Total 2017
Jan	1.4	1.84	13.9	13
Feb	1.25	1.3	16.5	12.75
Mar	1.25	2.22	15.3	8
Apr	1.5	2	2.1	7.25
May	1.35	1.6	1.6	6.5
June	1.6	1.25	1.9	5.5
Jul		25	1.7	3.5
Aug		1.25	1.7	4.5
Sep		1.25	1.5	8
Oct		1.5	1.9	7
Nov		1	1.6	9
Dec		1.25	2.8	12

**VN Endorsements – Online**

	Total 2020	Total 2019	Total 2018	Total 2017
Jan	1	0.75	2.6	2.25
Feb	0.75	0.75	2.9	1.25
Mar	1	0.5	4	0.08
Apr	1	0.42	1	1
May	0.8	0.57	0.6	1
June	1	0.8	1	1
Jul		0.8	1	1
Aug		0.4	1.6	1
Sep		0.25	1.2	1
Oct		0.5	1.2	1.3
Nov		0	1.7	2
Dec		0.8	3.7	1

**VN Endorsements – In House**

	Total 2020	Total 2019	Total 2018	Total 2017
Jan	1	0.74	1.4	3.25
Feb	0.75	0.75	1.9	4.25
Mar	1	0.5	2	4.75
Apr	1	0.42	1	2.6
May	0.8	0.5	2	2.1
June	1	0.8	0.7	1.7
Jul		0.8	1	2
Aug		0.4	1.6	1
Sep		0.25	1.2	1
Oct		0.5	1.2	1
Nov		0	1.7	2
Dec		0.8	3.7	2

**VN Initial Licensure**

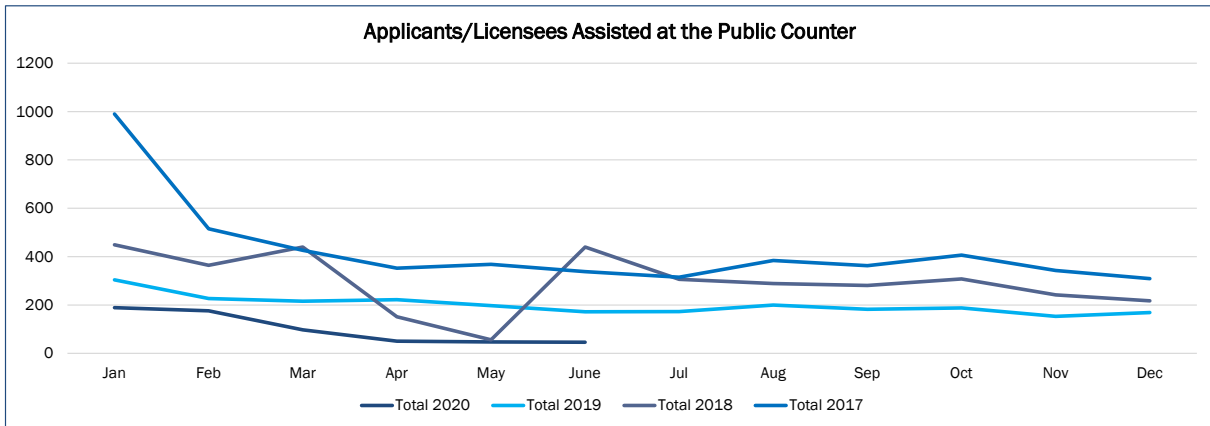
	Total 2020	Total 2019	Total 2018	Total 2017
Jan	0	0.8	1.4	3.25
Feb	0	0.4	1.9	4.25
Mar	0	0	2	4.75
Apr	0	1.14	1	2.6
May	0	0.15	2	2.1
June	0	0.25	0.7	1.7
Jul		0.25	1	2
Aug		0	1.6	1
Sep		0	1.2	1
Oct		0	0.9	1
Nov		0	1	2
Dec		0	0.8	2

**PT Initial Licensure**

	Total 2020	Total 2019	Total 2018	Total 2017
Jan	0	0	3.4	5
Feb	0	0	0.6	5.5
Mar	0	0	1.3	4.25
Apr	0	0	1	1.8
May	0	0	5	1.4
June	0	0	1.1	1.25
Jul		0	1.3	1.7
Aug		0	0.6	2.4
Sep		0	0.5	6.4
Oct		0	0.8	1.4
Nov		0	0.5	2.5
Dec		0	0.3	2.4



**BNPT Licensing Division Statistics  
January 2017 through June 2020  
Public Counter and Customer Service**

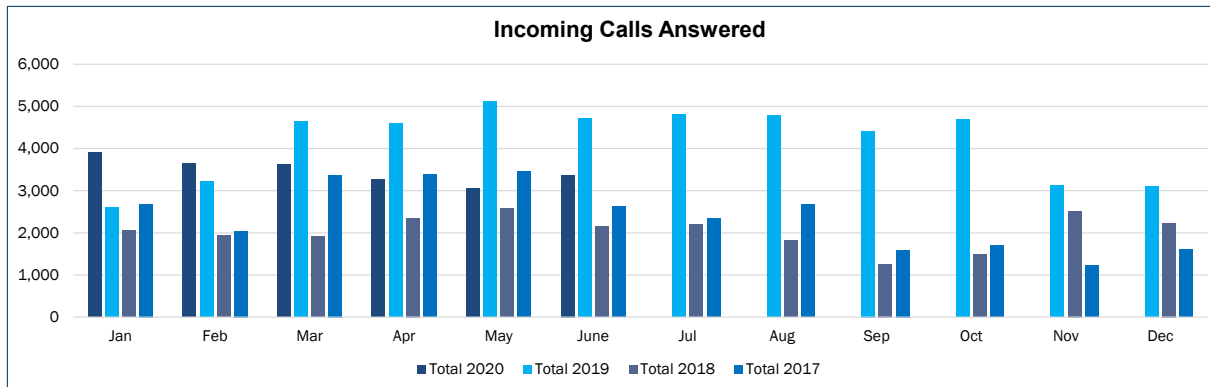
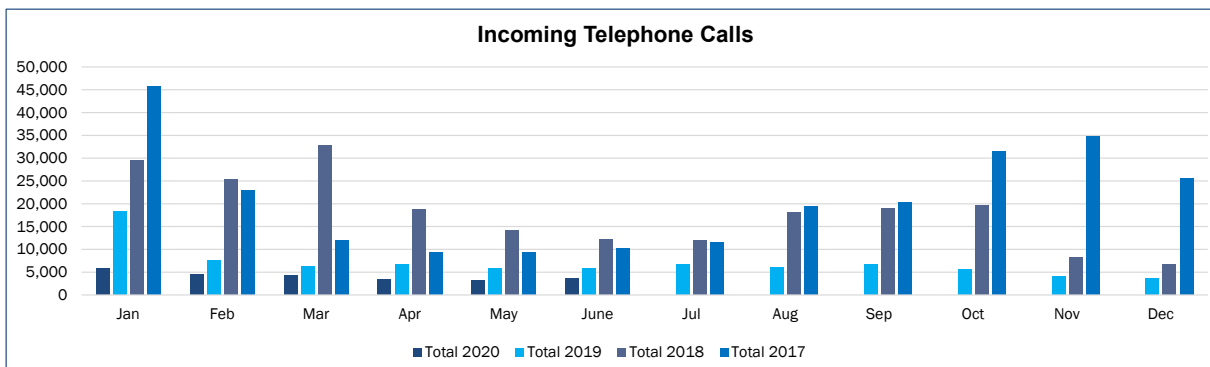


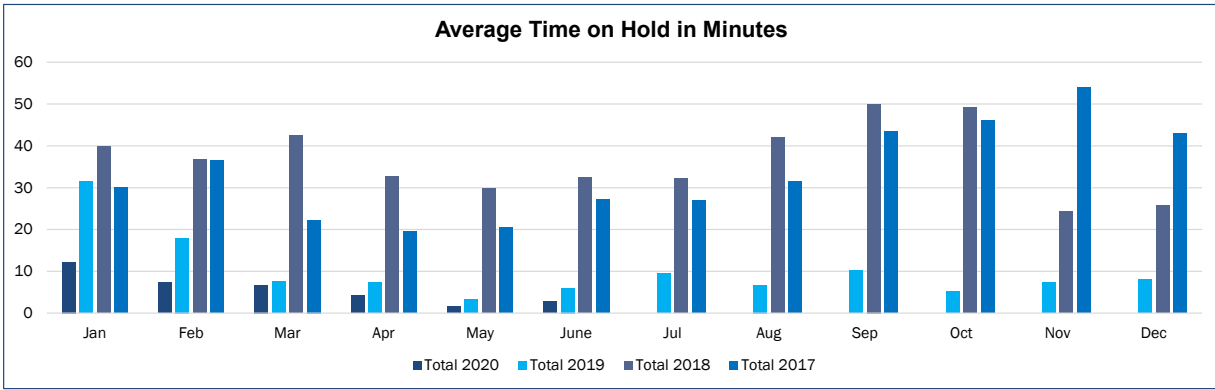
**Temporary Licenses Issued at the Public Counter**

	Total 2020	Total 2019	Total 2018	Total 2017
Jan	0	1	30	
Feb	0	1	36	
Mar	0	0	62	
Apr	0	0	152	38
May	0	0	57	30
June	0	0	9	24
Jul		0	6	36
Aug		0	16	39
Sep		0	0	50
Oct		0	4	36
Nov		0	2	26
Dec		0	7	27
<b>Total</b>	<b>0</b>	<b>2</b>	<b>381</b>	<b>306</b>

**Incoming Emails to the General BNPT Email Box**

	Total 2020	Total 2019	Total 2018	Total 2017
Jan	1,279	2,594	2,051	2,846
Feb	1,004	1,551	1,483	2,237
Mar	1,544	1,279	1,832	1,921
Apr	1,477	1,154	1,548	890
May	994	1,070	1,426	974
June	1,443	1,120	1,449	1,050
Jul		982	1,462	1,051
Aug		1,016	1,690	1,393
Sep		1,305	1,484	1,264
Oct		1,685	1,646	1,807
Nov		662	1,253	2,758
Dec		1,047	1,228	1,445
<b>Total</b>	<b>7,741</b>	<b>15,465</b>	<b>18,552</b>	<b>19,636</b>





## Cashiering

### In House Processed Payments - VN Renewal

	Total 2020	Total 2019	Total 2018	Total 2017
Jan	80	141	209	344
Feb	59	106	445	121
Mar	55	94	1,037	285
Apr	66	107	644	271
May	49	132	140	117
June	47	243	71	167
Jul		124	165	203
Aug		96	181	213
Sep		79	119	194
Oct		85	171	220
Nov		75	158	202
Dec		80	136	188
<b>Total</b>	<b>356</b>	<b>1,362</b>	<b>3,476</b>	<b>2,525</b>

### Online Processed Payments - VN Renewal

	Total 2020	Total 2019	Total 2018	Total 2017
Jan	4,463	4,092	3,052	2,985
Feb	3,462	3,680	2,671	2,302
Mar	3,936	3,717	2,843	2,703
Apr	3,952	3,680	2,632	2,305
May	2,923	3,081	2,193	2,017
June	2,030	2,204	1,431	1,276
Jul		3,746	2,144	1,915
Aug		4,108	3,157	2,651
Sep		3,873	2,978	2,745
Oct		4,165	3,257	2,623
Nov		3,718	3,198	2,697
Dec		3,725	3,231	2,497
<b>Total</b>	<b>20,766</b>	<b>43,789</b>	<b>32,787</b>	<b>28,716</b>

### In House Processed Payments - PT Renewal

	Total 2020	Total 2019	Total 2018	Total 2017
Jan	5	7	26	46
Feb	7	11	37	20
Mar	3	12	112	23
Apr	4	14	69	22
May	6	12	14	10
June	3	16	11	22
Jul		12	18	24
Aug		12	12	15
Sep		13	15	21
Oct		9	27	28
Nov		8	14	20
Dec		9	15	17
<b>Total</b>	<b>28</b>	<b>135</b>	<b>370</b>	<b>268</b>

### Online Processed Payments - PT Renewal

	Total 2020	Total 2019	Total 2018	Total 2017
Jan	413	382	294	267
Feb	342	315	275	229
Mar	375	363	298	274
Apr	367	336	275	269
May	302	331	240	199
June	205	199	157	144
Jul		390	245	218
Aug		390	304	313
Sep		332	292	251
Oct		365	281	268
Nov		302	307	271
Dec		341	301	258
<b>Total</b>	<b>2,004</b>	<b>4,046</b>	<b>3,269</b>	<b>2,961</b>

### In House Processed Payments - VN Examinations

	Total 2020	Total 2019	Total 2018	Total 2017
Jan	134	85	229	694
Feb	82	163	232	320
Mar	161	159	284	514
Apr	68	204	225	703
May	52	219	358	295
June	57	134	190	492
Jul		209	207	260
Aug		166	227	305
Sep		58	132	264
Oct		99	231	306
Nov		88	179	189
Dec		95	137	209
<b>Total</b>	<b>554</b>	<b>1,679</b>	<b>2,631</b>	<b>4,551</b>

### Online Processed Payments - VN Examinations

	Total 2020	Total 2019	Total 2018	Total 2017
Jan	418	397	336	251
Feb	512	344	326	281
Mar	500	399	343	295
Apr	542	385	381	283
May	728	632	556	489
June	704	453	319	361
Jul		459	282	330
Aug		662	519	452
Sep		504	386	333
Oct		482	408	331
Nov		456	354	332
Dec		575	660	555
<b>Total</b>	<b>3,404</b>	<b>5,748</b>	<b>4,870</b>	<b>4,293</b>

**In House Processed Payments - PT Examinations**

	Total 2020	Total 2019	Total 2018	Total 2017
Jan	34	22	53	27
Feb	11	0	6	4
Mar	0	2	8	45
Apr	0	1	1	2
May	5	26	29	4
June	0	2	4	32
Jul		1	21	73
Aug		23	3	22
Sep		4	29	29
Oct		7	1	6
Nov		1	3	2
Dec		0	24	7
<b>Total</b>	<b>50</b>	<b>89</b>	<b>182</b>	<b>253</b>

**Online Processed Payments - PT Examinations**

	Total 2020	Total 2019	Total 2018	Total 2017
Jan	34	36	22	10
Feb	6	11	10	6
Mar	5	9	4	3
Apr	13	33	1	1
May	39	42	39	48
June	13	40	9	4
Jul		34	27	7
Aug		33	28	27
Sep		8	6	27
Oct		6	16	2
Nov		7	8	7
Dec		68	87	112
<b>Total</b>	<b>110</b>	<b>327</b>	<b>257</b>	<b>254</b>

**In House Processed Payments - VN Reexaminations**

	Total 2020	Total 2019	Total 2018	Total 2017
Jan	8	39	145	155
Feb	3	48	143	74
Mar	9	47	109	151
Apr	10	33	120	316
May	8	42	124	109
June	4	40	91	153
Jul		24	107	91
Aug		15	96	116
Sep		10	89	114
Oct		10	127	91
Nov		9	79	87
Dec		6	59	89
<b>Total</b>	<b>42</b>	<b>323</b>	<b>1,289</b>	<b>1,546</b>

**Online Processed Payments - VN Reexaminations**

	Total 2020	Total 2019	Total 2018	Total 2017
Jan	377	284	331	305
Feb	324	325	294	286
Mar	412	444	349	362
Apr	471	392	328	282
May	409	352	340	347
June	360	327	288	291
Jul		344	288	334
Aug		349	357	321
Sep		327	314	326
Oct		314	313	326
Nov		300	262	295
Dec		236	238	252
<b>Total</b>	<b>2,353</b>	<b>3,994</b>	<b>3,702</b>	<b>3,727</b>

**In House Processed Payments - PT Reexaminations**

	Total 2020	Total 2019	Total 2018	Total 2017
Jan	1	7	15	10
Feb	1	5	20	15
Mar	2	6	15	55
Apr	1	13	16	19
May	1	12	13	27
June	1	9	18	29
Jul		9	15	22
Aug		10	12	29
Sep		6	13	15
Oct		2	17	24
Nov		4	11	13
Dec		2	13	14
<b>Total</b>	<b>7</b>	<b>85</b>	<b>178</b>	<b>272</b>

**Online Processed Payments - PT Reexaminations**

	Total 2020	Total 2019	Total 2018	Total 2017
Jan	25	15	9	4
Feb	11	16	15	2
Mar	19	23	11	6
Apr	22	15	18	13
May	25	12	12	7
June	14	11	14	9
Jul		13	14	4
Aug		21	14	5
Sep		22	13	5
Oct		14	19	11
Nov		25	11	8
Dec		15	3	9
<b>Total</b>	<b>116</b>	<b>202</b>	<b>153</b>	<b>83</b>

**In House Processed Payments - VN Interim Permit**

	Total 2020	Total 2019	Total 2018	Total 2017
Jan	0	4	5	3
Feb	0	5	4	3
Mar	0	0	2	1
Apr	0	3	2	3
May	1	3	4	11
June	0	0	2	8
Jul		0	3	1
Aug		0	2	3
Sep		0	1	10
Oct		0	2	3
Nov		0	2	5
Dec		0	0	1
<b>Total</b>	<b>1</b>	<b>15</b>	<b>29</b>	<b>52</b>

**Online Processed Payments - VN Interim Permit**

	Total 2020	Total 2019	Total 2018	Total 2017
Jan	9	16	15	23
Feb	7	9	8	16
Mar	24	12	11	10
Apr	37	7	8	11
May	36	25	15	11
June	32	20	12	9
Jul		14	0	17
Aug		12	9	13
Sep		34	9	21
Oct		6	10	4
Nov		6	2	6
Dec		3	9	13
<b>Total</b>	<b>145</b>	<b>164</b>	<b>108</b>	<b>154</b>

**In House Processed Payments - VN Verification**

	Total 2020	Total 2019	Total 2018	Total 2017
Jan	31	31	70	4
Feb	39	42	61	7
Mar	25	32	59	3
Apr	30	56	69	166
May	31	41	107	103
June	30	37	62	97
Jul		73	68	59
Aug		49	81	66
Sep		31	48	54
Oct		36	41	79
Nov		23	64	47
Dec		38	34	34
<b>Total</b>	<b>186</b>	<b>489</b>	<b>764</b>	<b>719</b>

**Online Processed Payments - VN Verification**

	Total 2020	Total 2019	Total 2018	Total 2017
Jan	112	88	105	11
Feb	110	89	79	15
Mar	110	130	85	18
Apr	93	91	83	95
May	122	128	96	76
June	102	117	87	91
Jul		125	87	89
Aug		125	104	91
Sep		106	88	76
Oct		125	101	84
Nov		86	92	68
Dec		81	77	51
<b>Total</b>	<b>649</b>	<b>1,291</b>	<b>1,084</b>	<b>765</b>

**In House Processed Payments - VN Initial Licensure**

	Total 2020	Total 2019	Total 2018	Total 2017
Jan	1	17	56	27
Feb	2	36	43	110
Mar	2	20	63	146
Apr	2	23	79	60
May	4	8	77	83
June	0	3	48	101
Jul		10	51	59
Aug		6	47	80
Sep		4	30	56
Oct		3	40	73
Nov		5	41	47
Dec		3	28	53
<b>Total</b>	<b>11</b>	<b>138</b>	<b>603</b>	<b>895</b>

**Online Processed Payments - VN Initial Licensure**

	Total 2020	Total 2019	Total 2018	Total 2017
Jan	510	474	450	465
Feb	454	540	437	430
Mar	534	545	515	535
Apr	464	561	571	559
May	413	506	475	453
June	582	581	563	454
Jul		678	525	484
Aug		605	581	567
Sep		554	513	556
Oct		677	561	512
Nov		550	450	432
Dec		506	490	436
<b>Total</b>	<b>2,957</b>	<b>6,777</b>	<b>6,131</b>	<b>5,883</b>

**In House Processed Payments - PT Initial Licensure**

	Total 2020	Total 2019	Total 2018	Total 2017
Jan	0	3	1	7
Feb	0	7	2	5
Mar	2	3	5	9
Apr	0	3	1	3
May	0	1	8	10
June	0	0	2	3
Jul		0	3	9
Aug		0	5	2
Sep		0	1	3
Oct		1	6	1
Nov		0	3	7
Dec		0	4	4
<b>Total</b>	<b>2</b>	<b>18</b>	<b>41</b>	<b>63</b>

**Online Processed Payments - PT Initial Licensure**

	Total 2020	Total 2019	Total 2018	Total 2017
Jan	17	19	16	14
Feb	26	57	26	22
Mar	33	50	16	14
Apr	17	24	50	26
May	32	17	43	41
June	21	15	23	23
Jul		40	28	34
Aug		30	32	29
Sep		53	25	26
Oct		53	30	33
Nov		26	41	34
Dec		26	20	23
<b>Total</b>	<b>146</b>	<b>410</b>	<b>350</b>	<b>319</b>

**Incoming Mail**

